

**5<sup>th</sup> LCSR International Conference**

*Cultural and Economic changes under cross-national perspective*

**November 16 – November 20, 2015**

**Moscow, Myasnitskaya 20 (HSE main building)**



NATIONAL RESEARCH  
UNIVERSITY

**“The Perception of Security in an  
International Comparative Perspective”,**

Juan Díez-Nicolás

Universidad Europea de Madrid & ASEP

## THE CONCEPT OF SECURITY

- Human Security vs. State Security
- National vs. International Security
- Internal and External Security
- Forecasting the Future of the World
- Inglehart's theory of social-cultural change
- Galtung's centre-periphery theory

# MODERNIZACIÓN Y POST-MODERNIZACIÓN



Grafico 1  
Indice de Post-materialismo, por país y oleada

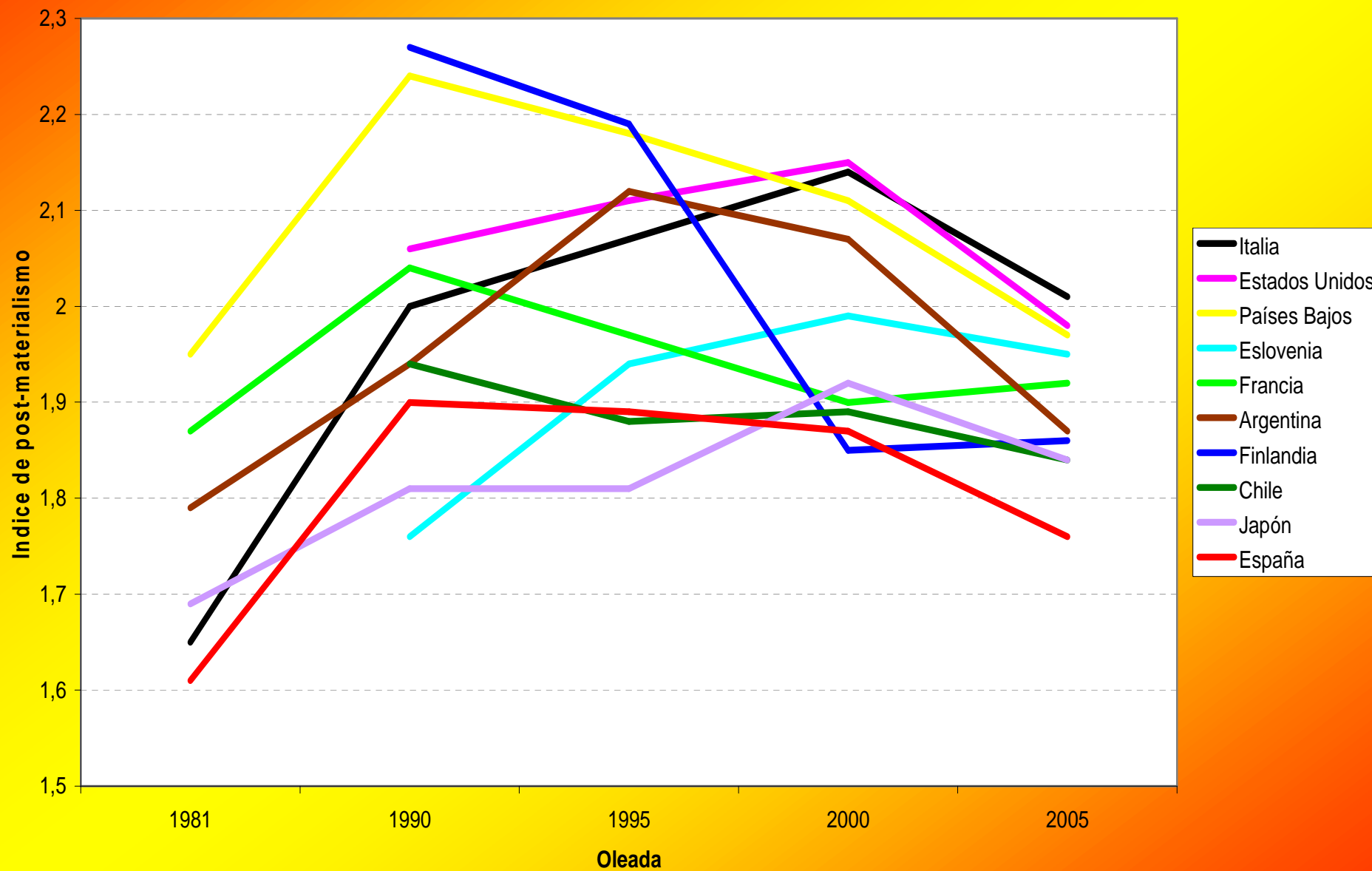
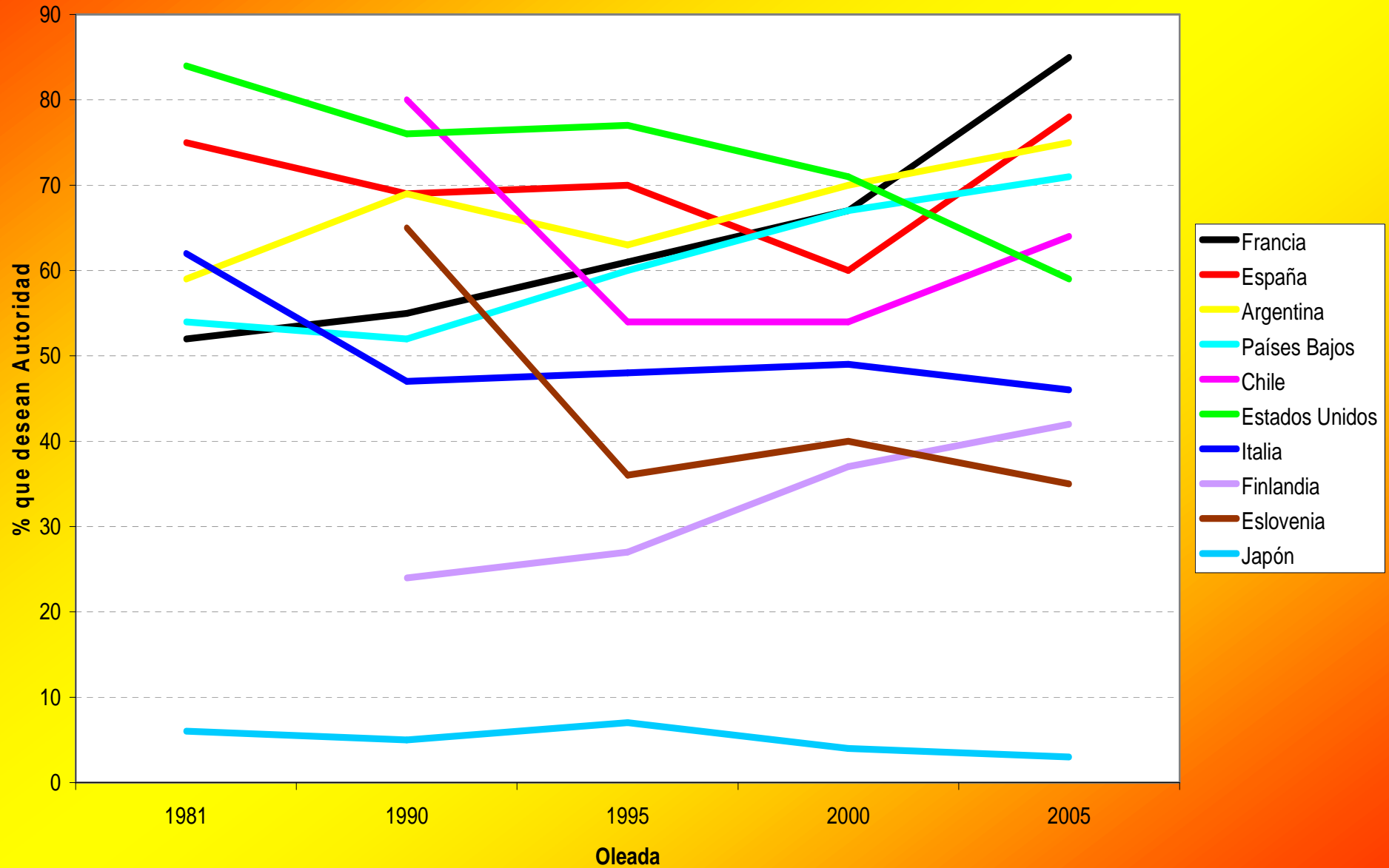


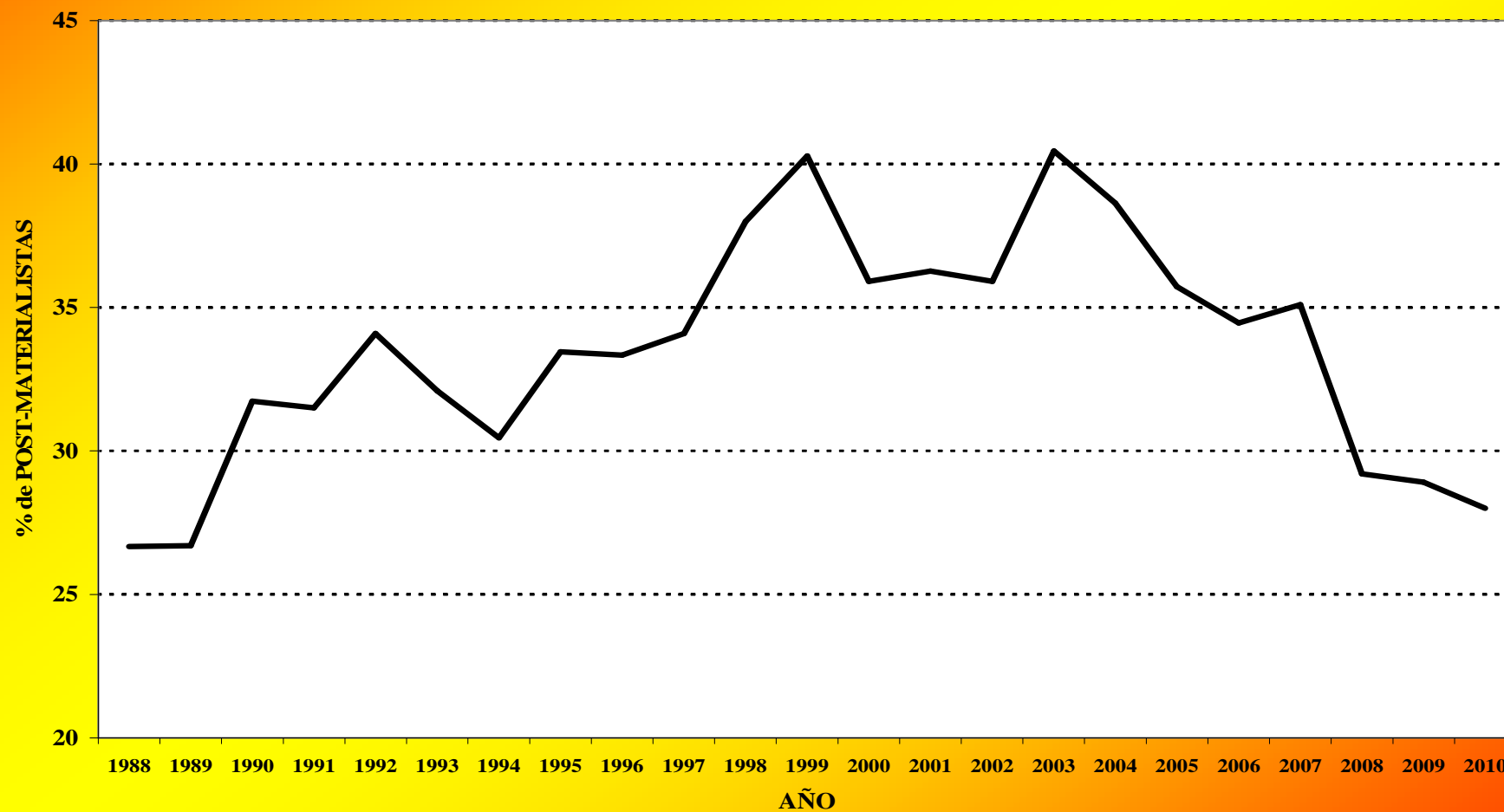
Grafico 3

% que desean Mayor Respeto a la Autoridad, por país y oleada



# TASA ANUAL DE POST-MATERIALISMO

## ESPAÑA 1991-2010



# **THE DILEMMA OF POST-INDUSTRIAL SOCIETIES**

- **FREEDOM**
- **SECURITY**

# THE SECURITY MODEL

INTERNAL SECURITY	EXTERNAL SECURITY	
	OBJECTIVE	SUBJECTIVE
OBJECTIVE		
SUBJECTIVE		



**THE CONSTRUCTION OF AN  
INDEX OF SUBJECTIVE  
SECURITY IN SPAIN**

## THE SURVEYS IN SPAIN, 2007

- **SPAIN**
- National survey face-to-face N= 1,200
- 18 dimensions
- 70 items
- Results: 3 dimensions
  - 2 or 3 items per dimension
  - 6 indexes
- **MADRID**
- N= 8,000
- 22 city districts
- Full replication of methodology and results

## MAIN COMPONENT ANALYSIS OF THE 25 INDICATORS USED TO CONSTRUCT THE SSSI

	Componente		
	1	2	3
Crime actions (thefts, aggressions, threats, ...)	0,239	0,271	0,782
Vandalism actions	0,256	0,293	0,789
Noise produced by neighbours or originating outsider the home (traffic, business, nearby plants, bars, discos, drinking places....)	0,192	0,333	0,666
Street fights	0,188	0,296	0,813
Alcohol consumption in the street (“botellón”)	0,210	0,289	0,730
Prostitution	0,460	0,590	0,072
Urban equipment in bad conditions (street lights, sidewalks, concrete, traffic lights...)	0,246	0,601	0,432
Badly lighted areas	0,138	0,628	0,270
“Okupas”	0,409	0,589	0,218
Abandoned cars	0,273	0,663	0,283
Beggars	0,288	0,623	0,265
Pollution, dirtiness or other environmental problems produced by industry or traffic	0,131	0,711	0,243
Racist or xenophobic behaviours	0,221	0,668	0,352
Drug sale	0,165	0,528	0,510
Fear to walk in the street in daylight	0,803	0,147	0,261
Fear to go out at night	0,725	0,106	0,311
Fear when entering or leaving the building	0,786	0,190	0,196
Fear when encountering unknown groups of people in the neighbourhood	0,672	0,097	0,330
Fear when staying alone at home at night	0,737	0,135	0,172
Fear when walking on a park	0,802	0,200	0,204
Fear in underground and buses (public transportation)	0,783	0,323	0,090
Fear in department stores and shopping centers	0,805	0,289	0,082
Fear in discos and youngsters’ places	0,749	0,266	0,110
Fear in mass events (musical concerts, sports events, etc.)	0,696	0,310	0,155
Fear in the garage or parking lot where you leave your car	0,744	0,289	0,124

Rotation method: Normalization Varimax with Kaiser.  
a Rotation has converged in 6 iterations.

# **INTERNATIONAL COMPARISONS**



## Distribution of 59 countries by Cultural Regions

ANGLO SAXON	EUROPEAN UNION	EAS EUROPE AND BALKANS	MENA	ASIA	LATIN AMERICA	SUB-SAHARAN AFRICA
Australia	Germany	Armenia	Algeria	China	Argentina	South Africa
United States	Cyprus	Azerbaijan	Bahrain	South Korea	Brazil	Ghana
New Zealand	Slovenia	Belarus	Qatar	Philippines	Chile	Nigeria
	Spain	Kazakhstan	Egypt	Hong Kong	Colombia	Rwanda
	Estonia	Kirgizstan	Iraq	India	Ecuador	Zimbabwe
	Netherlands	Russia	Jordan	Japan	Mexico	
	Poland	Ukraine	Kuwait	Malaysia	Peru	
	Romanía	Uzbekistán	Lebanon	Pakistan	Trinidad-Tobago	
	Sweden		Libya	Singapore	Uruguay	
			Morocco	Thailand		
			Palestine	Taiwan		
			Tunisia			
			Turekey			
			Yemen			
N =4.550	N=12.414	N=12.139	N=18.027	N=16.634	N=11.439	N=9.868

# **THE ISS IN INTERNATIONAL COMPARATIVE PERSPECTIVE**

**59 countries in WVS 2010-2014**

## Main Component Analysis of Indexes of different Indicators of Security (WVS-2010, 59 countries) 3 components

	Component		
	1	2	3
<b>Secure in neighbourhood</b>	<b>-.024</b>	<b>-.461</b>	<b>-.320</b>
<b>How frequently do the following things occur in your neighborhood:</b>			
Robberies	.082	.749	.129
Alcohol consumed in the streets	.097	.711	.139
Police or military interfere with people's private li	.067	.708	-.043
Racist behavior	.050	.713	-.050
Drug sale in streets	.069	.768	.086
<b>Things done for reasons of security:</b>			
Didn't carry much money	.048	.021	.817
Preferred not to go out at night	.126	.022	.790
Carried a knife. gun or other weapon	.013	.178	.207
Respondent was victim of a crime during the past year	-.005	.309	.273
Respondent's family was victim of a crime during last year	.002	.321	.286
<b>Worries:</b>			
Losing my job or not finding a job	.669	.120	.061
Not being able to give one's children a good education	.726	.087	.077
A war involving my country	.878	-.002	.034
A terrorist attack	.876	-.001	.040
A civil war	.882	.030	.028

## ITEMS USED FOR CONSTRUCTION OF INDEXES

**Personal Security Index (PSI):** Preferred not to go out at night, Didn't carry much money, Carried a knife, gun or other weapon.

**Community Security Index (CSI):** Drug sale in the streets, Robberies, Alcohol consumption in the streets.

**National Security Index (NSI):** Worry about international war, Worry about terrorist attack,  
Worry about civil war.

**Total Security Index (TSI):** Sum of Indexes of Personal (PSI), Community (CSI) and National (NSI) Security.



**CORRELATION MATRIX OF THE FEELING OF SECURITY IN THE  
NEIGHBOURHOOD AND THE FOUR CONSTRUCTED  
INDEXES OF SECURITY  
(WVS-2010, 59 COUNTRIES)**

	Secure in neighbourhood	PSI	CSI	NSI	TSI
Secure in neighbourhood	1	.209**	.412**	.067**	.319**
PSI	.209**	1	.210**	.106**	.657**
CSI	.412**	.210**	1	.111**	.612**
NSI	.067**	.106**	.111**	1	.690**
TSI	.319**	.657**	.612**	.690**	1

**Means and Standard Deviations in the four Standardized Indexes of Security for the Total sample and the geo-cultural regions (WVS-2010, 59 countries)**

	CULTURAL REGIONS 1							
	Arithmetic mean			Standard deviation				
	Personal Security	Community Security	National Security	Total Security	PSI	CSI	NSI	TSI
<b>TOTAL SAMPLE 59</b>	<b>8.7</b>	<b>9.5</b>	<b>6.5</b>	<b>24.7</b>	<b>2.7</b>	<b>2.4</b>	<b>3.2</b>	<b>5.5</b>
Anglo Saxon	9.2	9.8	8.4	27.4	2.7	2.0	2.5	5.0
European Union	9.1	10.4	8.4	28.0	2.4	1.8	3.0	4.5
East Europe & Balkans	8.1	9.8	6.0	24.1	2.5	2.2	2.8	4.8
MENA	9.5	9.6	5.5	24.4	2.8	2.5	2.9	5.5
Asia	8.1	10.1	6.4	24.7	2.7	2.0	2.9	5.2
Latin America	8.1	7.9	6.4	22.3	2.6	2.6	3.4	5.6
Sub Saharan Africa	8.8	8.6	5.8	23.2	2.9	2.5	3.2	5.2

Summary of standardized beta coefficients from regression model to explain  
Security Indexes for the Total Sample

	PSI	CSI	NSI	TSI
Adjusted R <sup>2</sup> =	<b>.013</b>	<b>.045</b>	<b>.127</b>	<b>.103</b>
Feeling of happiness	.000	.000	-.043**	-.029**
R Family savings	<b>.040**</b>	.030**	.025**	.040**
Social class (subjective)	-.002	<b>.066**</b>	.029**	.045**
Future changes: Greater respect for authority	-.014**	-.030**	-.046**	-.051**
Self positioning in political scale	-.012**	-.006	-.021**	-.020**
Confidence: The armed forces	-.015**	.030**	-.033**	-.011
Confidence: The police	<b>.061**</b>	<b>.109**</b>	.038**	<b>.100**</b>
How important is God in your life	<b>-.067**</b>	<b>-.083**</b>	<b>-.213**</b>	<b>-.206**</b>
Satisfaction with financial situation of household	-.008	.025**	.040**	.032**
Information index	-.028**	-.055**	.021**	-.022**
Post-materialist index (4-item)	.010	<b>-.061**</b>	<b>.065**</b>	.009
Social Position -6	.010	<b>.059**</b>	<b>.045**</b>	<b>.060**</b>
Willingness to fight for your country	-.018**	.009	<b>-.074**</b>	<b>-.054**</b>
Interest in politics	.027**	.007	-.014**	.013**
How democratically is this country being governed today	.011	.014**	<b>.082**</b>	<b>.059**</b>
How proud of nationality	-.020**	.007	<b>.100**</b>	<b>.049**</b>



**THANK YOU VERY MUCH  
FOR YOUR ATTENTION**

*100613.2721@compuserve.com*

*www.juandieznicolas.es*



































Distribution of countries that increased or reduced their post-materialist orientation between the WVS waves 1999-2004 and 2010-14. by geo-cultural world regions

	Increased PM	Decreased PM	Equal PM	Total Countries
Anglo Saxon	-	3	-	3
European Union	3	6	-	9
East Europe and Balkans	1	4	2	7
MENA	-	5	1	6
Asia	4	4	2	10
Latin America	3	4	1	8
Sub-Saharan Africa	1	2	1	4
TOTAL	12	28	7	47

Distribution of countries on the scale of Greater Respect for Authority,  
between the WVS waves 1999-2004 and 2010-14. by geo-cultural world regions

	Good thing	Don't mind	Bad thing	Total Countries
Anglo Saxon	1	-	2	3
European Union	5	1	2	8
East Europe and Balkans	3	-	3	6
MENA	1	-	4	5
Asia	2	1	5	8
Latin America	3	1	3	7
Sub-Saharan Africa	-	-	3	3
TOTAL	15	3	22	40

## Post-Analysis/Dimensions of the Concept of Subjective Security/Insecurity

1. General Satisfaction with Life
2. Self-evaluation of Health Status
3. Perception of General Security
4. Perception of Time Changes in General Security with respect to 10 years ago
5. Affective Security
6. Residential Security
7. Problems in the Neighbourhood
8. Daily fears and threats
9. Personal concerns about Health and Integrity
10. Concern about External conditions and Environment
11. Personal Caution
12. Caution regarding the Car
13. Caution regarding the Home
14. Accessibility to weapons
15. Personal-Family Economic Concerns
16. Personal-Social Concern
17. Concerns about external and non-controllable events
18. Victimization experience

# CORRELATION COEFFICIENTS\* (PEARSON'S R) BETWEEN DIFFERENT INDEXES OF SECURITY AND THE GENERAL SECURITY INDEX

	Perception of General Security	SEG1	SEG2	SEG3	SEG4	INSE1	INSE2
Perception of General Security	1	.45	.48	.49	.47	-.49	-.38
SECURITY 1	.45	1	.92	.94	.92	-.94	-.78
SECURITY 2	.48	.92	1	.93	.90	-.94	-.76
SECURITY 3	.49	.94	.93	1	.96	-1,00	-.81
SECURITY 4	.47	.92	.90	.96	1	-.96	-.88
IN SECURITY 1	-.49	-.94	-.94	-1,00	-.96	1	.81
IN SECURITY 2	-.38	-.78	-.76	-.81	-.88	.81	1

\* All correlation coefficients are significant at the .01 level (bilateral).

# **TRUST IN INSTITUTIONS**



## TRUST IN INSTITUTION IN 59 COUNTRIES AND 7 REGIONS

(arithmetic mean in scale 1=no trust at all to 4=a lot of trust)

	Total 59 countries	Anglo- Saxon	European Union	East Europe and Balkans	MENA	Asia	Latin America	Sub- Saharan Africa
Churches	<b>2,84</b>	2,46	2,43	<b>2,84</b>	<b>3,01</b>	2,78	<b>2,86</b>	<b>3,28</b>
Armed Forces	<b>2,83</b>	<b>3,14</b>	<b>2,65</b>	<b>2,98</b>	<b>2,89</b>	<b>2,97</b>	2,51	2,73
Press	<b>2,39</b>	2,05	2,26	2,45	2,26	2,65	2,23	2,60
TV	<b>2,50</b>	2,14	2,38	2,60	2,40	2,71	2,26	2,77
Labour Unions	<b>2,28</b>	2,07	2,24	<b>2,36</b>	<b>2,06</b>	<b>2,58</b>	1,97	<b>2,47</b>
Police	<b>2,62</b>	<b>2,95</b>	<b>2,70</b>	2,46	<b>2,80</b>	2,74	2,24	2,48
Courts of Justice	<b>2,59</b>	2,64	2,57	<b>2,44</b>	2,73	2,90	2,11	2,59
National Government	<b>2,44</b>	2,25	<b>2,17</b>	2,66	2,41	2,65	2,24	2,51
Political Parties	<b>2,08</b>	1,94	1,94	<b>2,30</b>	<b>1,75</b>	2,41	1,80	<b>2,30</b>
Parliament	<b>2,28</b>	2,12	<b>2,17</b>	2,48	<b>2,15</b>	<b>2,53</b>	1,91	<b>2,47</b>
Public Administration	<b>2,43</b>	2,44	2,32	2,64	2,35	2,69	1,97	2,58
Universities	<b>2,86</b>	<b>2,83</b>	<b>2,94</b>	<b>2,79</b>	2,69	<b>2,95</b>	<b>2,93</b>	<b>2,89</b>
Large corporations	<b>2,51</b>	2,36	2,34	2,50	2,43	2,69	2,45	2,72
Banks	<b>2,58</b>	2,40	2,26	2,55	2,54	<b>2,95</b>	2,38	<b>2,84</b>
Environmental organizations	<b>2,62</b>	2,53	2,62	2,61	2,43	2,77	2,72	2,65
Feminist organizations	<b>2,61</b>	2,57	2,59	2,62	2,33	2,77	<b>2,75</b>	2,69
Charitable or humanitarian orgzs.	<b>2,68</b>	2,73	2,61	2,62	2,65	2,71	2,73	2,73

Trust in institutions in Spain (arithmetic mean and standard deviation)  
Rank ordered by average evaluation

	Mean	Standard Deviations
<b>Universities</b>	<b>2,88</b>	<b>0,720</b>
<b>Charitable and humanitarian organizations</b>	<b>2,70</b>	<b>0,754</b>
<b>Police</b>	<b>2,59</b>	<b>0,793</b>
<b>Environmental organizations</b>	<b>2,58</b>	<b>0,740</b>
<b>European Union</b>	<b>2,48</b>	<b>0,735</b>
<b>Armed Forces</b>	<b>2,46</b>	<b>0,870</b>
<b>Feminist organizations</b>	<b>2,43</b>	<b>0,795</b>
<b>United Nations</b>	<b>2,42</b>	<b>0,761</b>
<b>Courts of Justice</b>	<b>2,33</b>	<b>0,804</b>
<b>Public Administration</b>	<b>2,28</b>	<b>0,785</b>
<b>Parliament</b>	<b>2,21</b>	<b>0,773</b>
<b>Press</b>	<b>2,19</b>	<b>0,716</b>
<b>Large corporations</b>	<b>2,15</b>	<b>0,814</b>
<b>TV</b>	<b>2,15</b>	<b>0,724</b>
<b>Churches</b>	<b>2,03</b>	<b>0,938</b>
<b>National Government</b>	<b>1,93</b>	<b>0,763</b>
<b>Labour Unions</b>	<b>1,93</b>	<b>0,762</b>
<b>Political Parties</b>	<b>1,86</b>	<b>0,684</b>
<b>Banks</b>	<b>1,77</b>	<b>0,748</b>

Armed Forces			Police		
1	Uzbekistán	3,7	1	Qatar	3,7
2	Qatar	3,7	3	Jordan	3,3
3	Jordan	3,5	6	Turkey	3
11	Morocco	3,1	8	Kuwait	3
12	Turkey	3,1	15	Bahrein	2,9
13	Kuwait	3	16	Morocco	2,8
26	Tunisia	2,8	20	Libya	2,8
31	Algeria	2,8	21	Tunisia	2,8
37	Iraq	2,7	27	Algeria	2,7
38	Libya	2,7	31	Iraq	2,6
49	Palestine	2,5	34	Spain	2,6
50	Spain	2,5	35	Palestine	2,6
52	Lebanon	2,4	45	Egypt	2,4
53	Yemen	2,3	48	Lebanon	2,3
58	Bahrein		52	Yemen	2,1
59	Egypt		59	Pakistán	1,8

Government of country			Political Parties		
1	Uzbekistán	3,7	1	Uzbekistán	3,3
2	Qatar	3,3	16	Turkey	2,2
7	Bahrein	2,9	24	Morocco	2,1
9	Kuwait	2,9	32	Lebanon	2
12	Turkey	2,7	33	Palestine	1,9
14	Jordan	2,7	40	Algeria	1,9
24	Morocco	2,5	41	Spain	1,9
33	Algeria	2,3	45	Egypt	1,8
34	Iraq	2,3	49	Iraq	1,6
35	Palestine	2,3	52	Yemen	1,5
43	Egypt	2,2	54	Jordan	1,5
50	Yemen	2,1	55	Libya	1,4
51	Libya	2	56	Tunisia	1,4
52	Lebanon	2	57	Bahrein	
53	Spain	1,9	58	Kuwait	
58	Tunisia	1,8	59	Qatar	

# **PERCEPTION OF CONFLICTS**

Worries about country getting involved in conflicts of various types  
(average in scale not at all worried to very worried) 59 countries

	A war in which country will get involved	A terrorist attack	A civil war	That Government controls my telephone, mi mal, my e-mail
<b>TOTAL 59 COUNTRIES</b>	<b>1,87</b>	<b>1,88</b>	<b>1,73</b>	<b>1,42</b>
Anglo Saxon	1,34	1,41	0,84	1,03
European Union	1,25	1,31	1,04	1,11
East Europe and the Balkans	2,02	2,03	1,87	1,29
MENA	2,12	2,11	2,16	1,48
Asia	1,89	1,89	1,76	1,60
Latin America	1,95	1,95	1,83	1,56
Sub-Saharan Africa	2,10	2,07	2,05	1,55
<b>Spain</b>	<b>1,55</b>	<b>1,70</b>	<b>1,48</b>	<b>1,24</b>

Worried about:

Guerra global			Atentado terrorista			Guerra civil		
1	Tunisia	3,9	1	Rwanda	3,9	1	Ruanda	3,9
6	Yemen	3,6	2	Tunisia	3,9	2	Tunisia	3,9
7	Qatar	3,5	5	Yemen	3,6	4	Yemen	3,6
13	Libya	3,4	7	Qatar	3,5	6	Libya	3,5
14	Algeria	3,3	9	Libya	3,5	8	Egypt	3,4
15	Egypt	3,3	13	Algeria	3,3	12	Algeria	3,2
18	Kuwait	3,2	17	Egypt	3,2	14	Lebanon	3,1
21	Lebanon	3,1	18	Iraq	3,2	17	Iraq	3
23	Iraq	3	22	Lebanon	3,1	24	Turkey	2,9
31	Turkey	2,9	25	Kuwait	3	29	Palestine	2,7
35	Palestine	2,8	26	Turkey	3	33	Marruecos	2,6
37	Jordan	2,7	34	Spain	2,7	38	Spain	2,5
38	Morocco	2,7	35	Marruecos	2,7	39	Jordan	2,5
44	Spain	2,5	38	Jordan	2,6	56	Bahréin	
52	Bahrein	2,2	39	Palestine	2,6	57	Qatar	
59	Sweden	1,6	53	Bahréin	2,2	59	Kuwait	
			59	Países Bajos	1,8			



**WILL TO DEFEND THE  
COUNTRY IN CASE OF WAR**





% willing to defend the country in case of war and  
% who feel very proud of being a national of country  
Total 59 countries, world regions and Spain

	% willing to defend the country in case of war	% very proud of being a national of country
<b>TOTAL 59 COUNTRIES</b>	<b>61</b>	<b>56</b>
Anglo Saxon	57	62
European Union	53	37
East Europe and the Balkans	64	50
MENA	69	66
Asia	64	46
Latin America	58	66
Sub-Saharan Africa	55	73
<b>Spain</b>	<b>28</b>	<b>55</b>

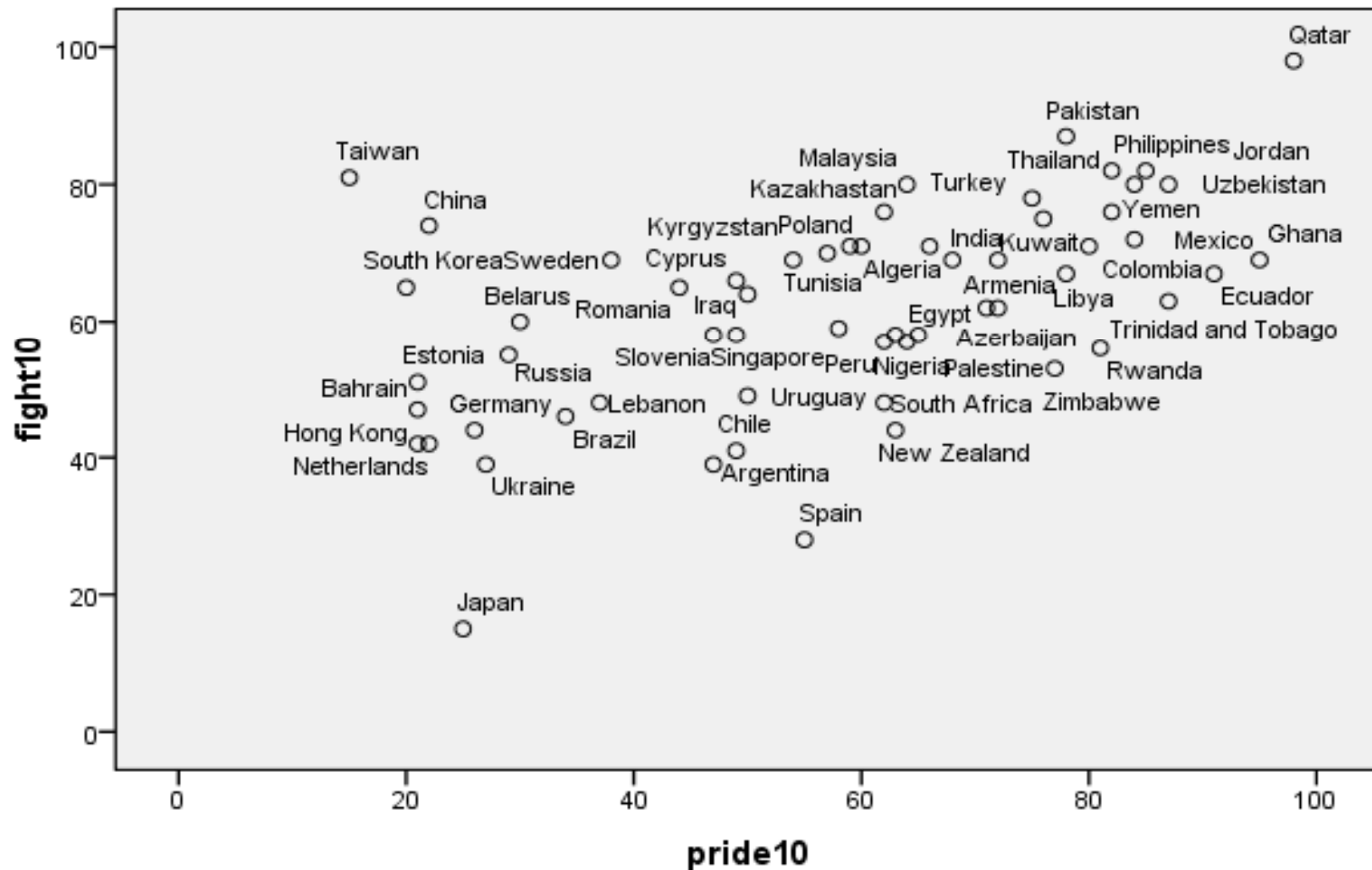
% Willing to Fight to defend country			% Very Proud to be a national of country		
1	Qatar	98	1	Qatar	98
6	Jordan	80	7	Jordan	84
9	Turkey	78	10	Yemen	82
11	Yemen	76	13	Libya	78
12	Kuwait	75	16	Kuwait	76
15	Algeria	71	17	Turkey	75
17	Morocco	71	22	Morocco	66
19	Tunisia	70	23	Palestine	65
26	Libya	67	27	Egypt	63
30	Iraq	64	32	Algeria	59
36	Palestine	58	34	Tunisia	57
39	Egypt	58	35	Spain	55
47	Lebanon	48	37	Iraq	50
49	Bahrain	47	46	Lebanon	37
58	Spain	28	55	Bahrain	21
59	Japan	15	59	Taiwan	15



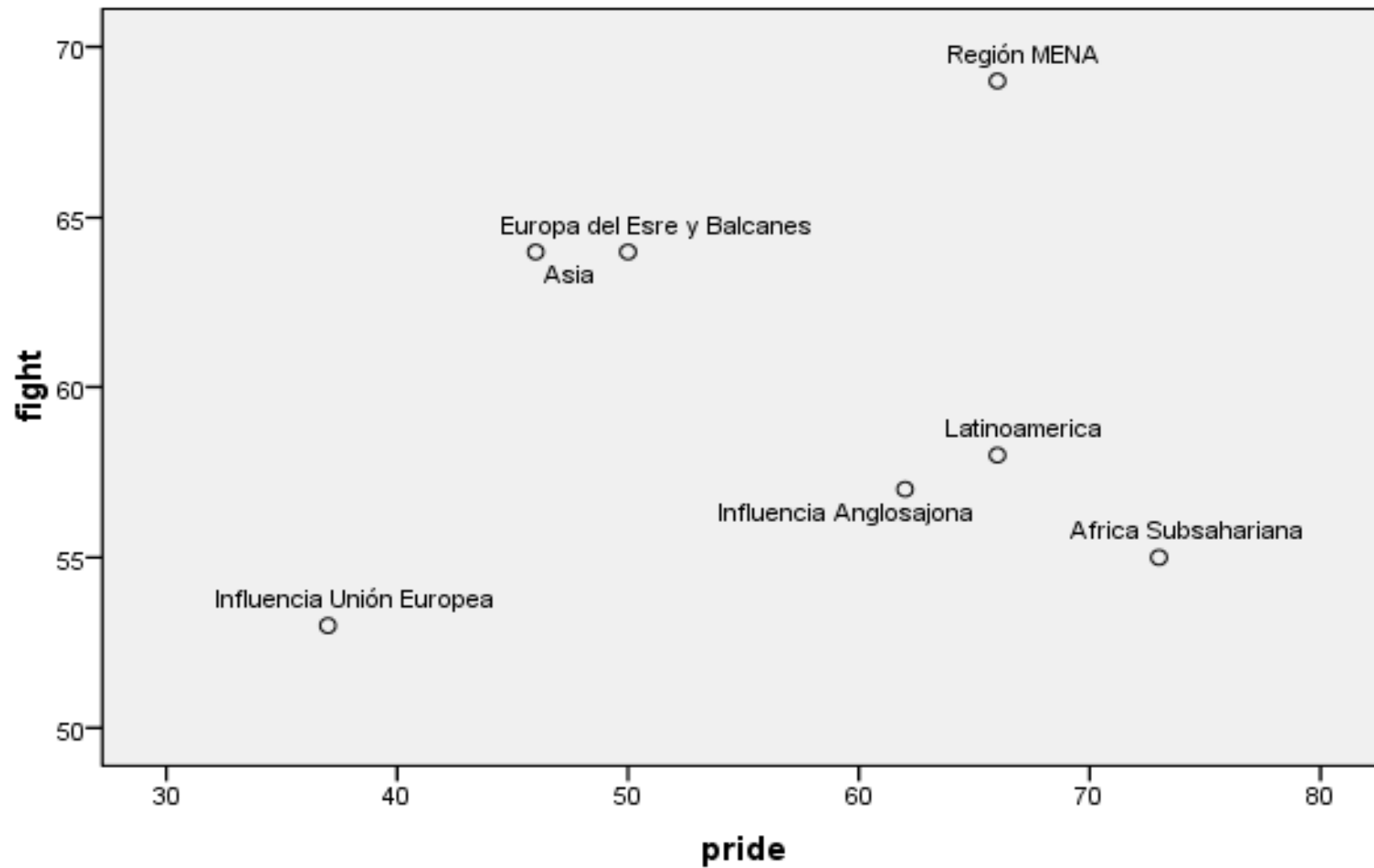
% Dispuesto a Luchar para defender a España en caso de GUERRA y %  
Muy Orgullosos de ser Español

		España
1981	% dispuesto a luchar	53
	% muy orgulloso de ser español	48
1990	% dispuesto a luchar	45
	% muy orgulloso de ser español	44
1995	% dispuesto a luchar	50
	% muy orgulloso de ser español	53
2000	% dispuesto a luchar	37
	% muy orgulloso de ser español	59
2005	% dispuesto a luchar	39
	% muy orgulloso de ser español	59
2011	% dispuesto a luchar	28
	% muy orgulloso de ser español	55

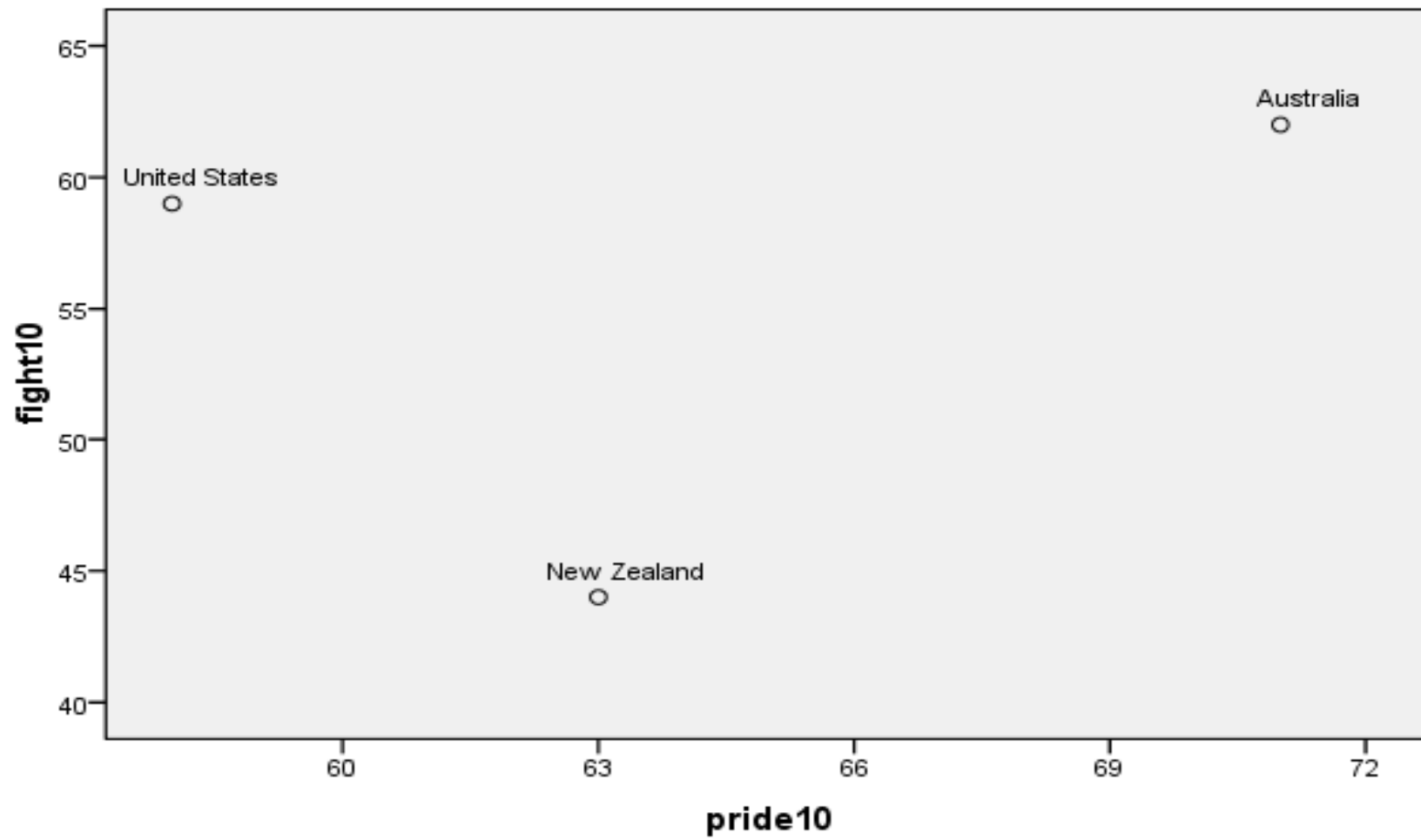
## Defender el país por Orgullo Nacional



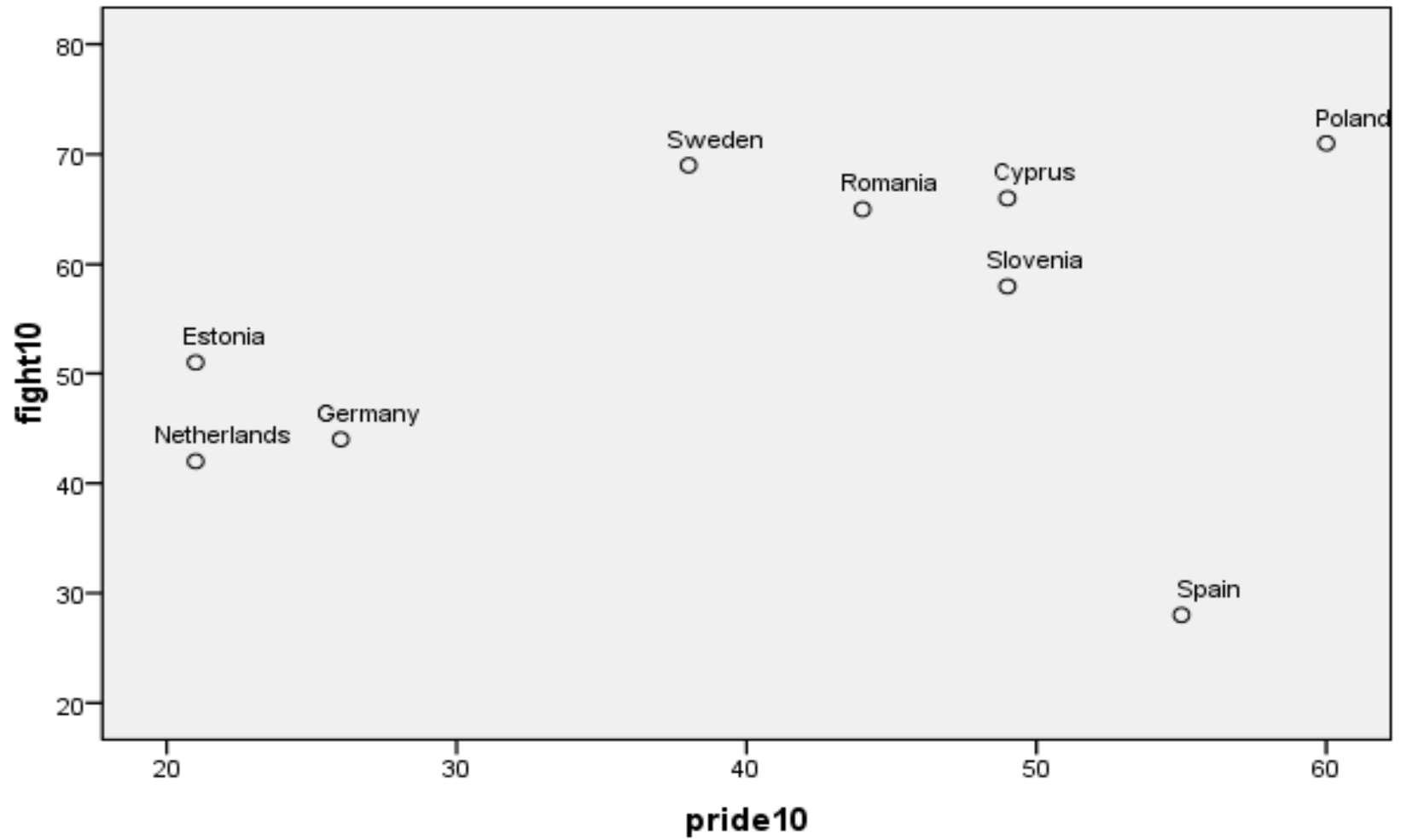
## Regiones



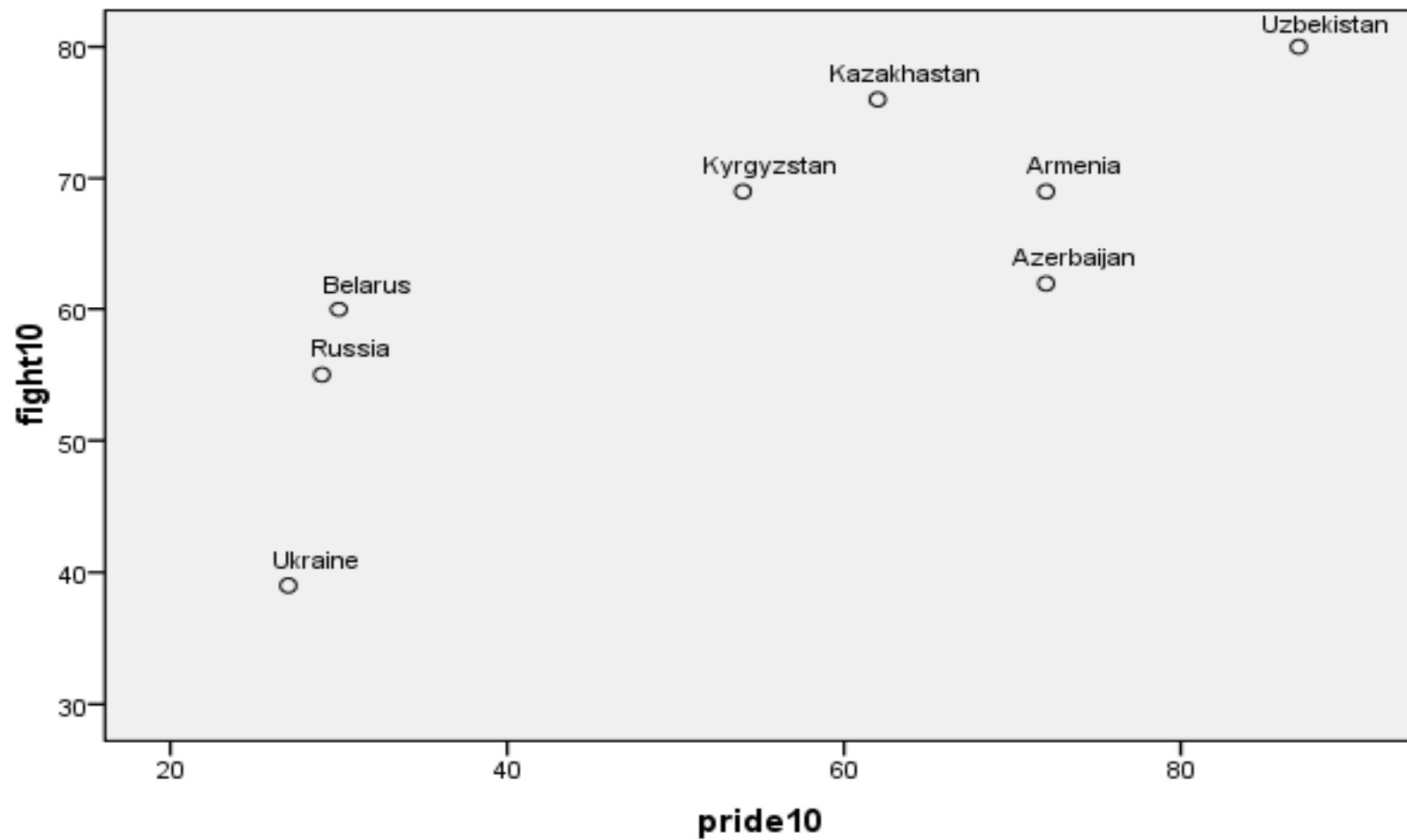
## Area de Influencia Anglosajona



### Area de Influencia Union Europea

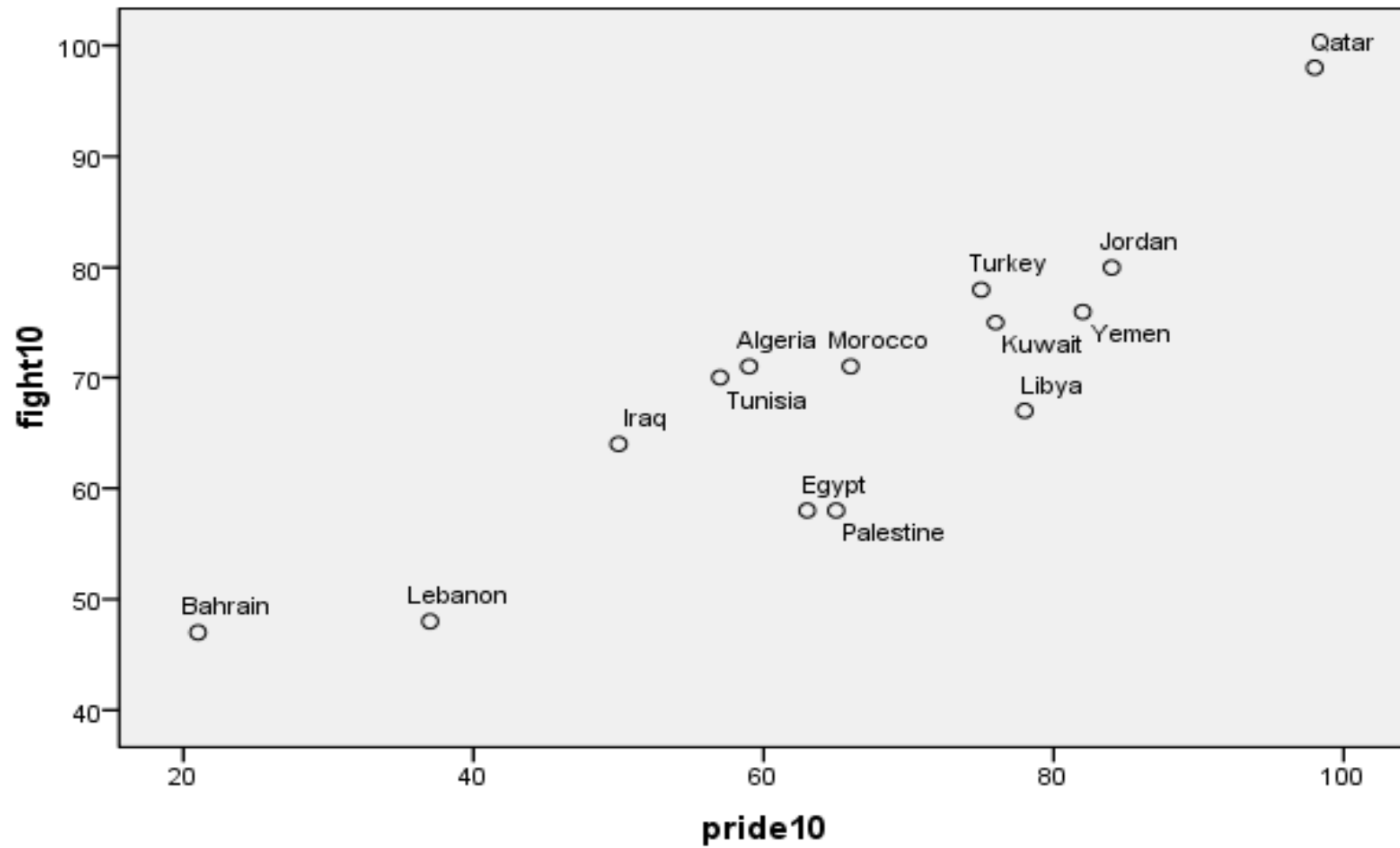


### Area de Influencia Europa del Este y Balcanes

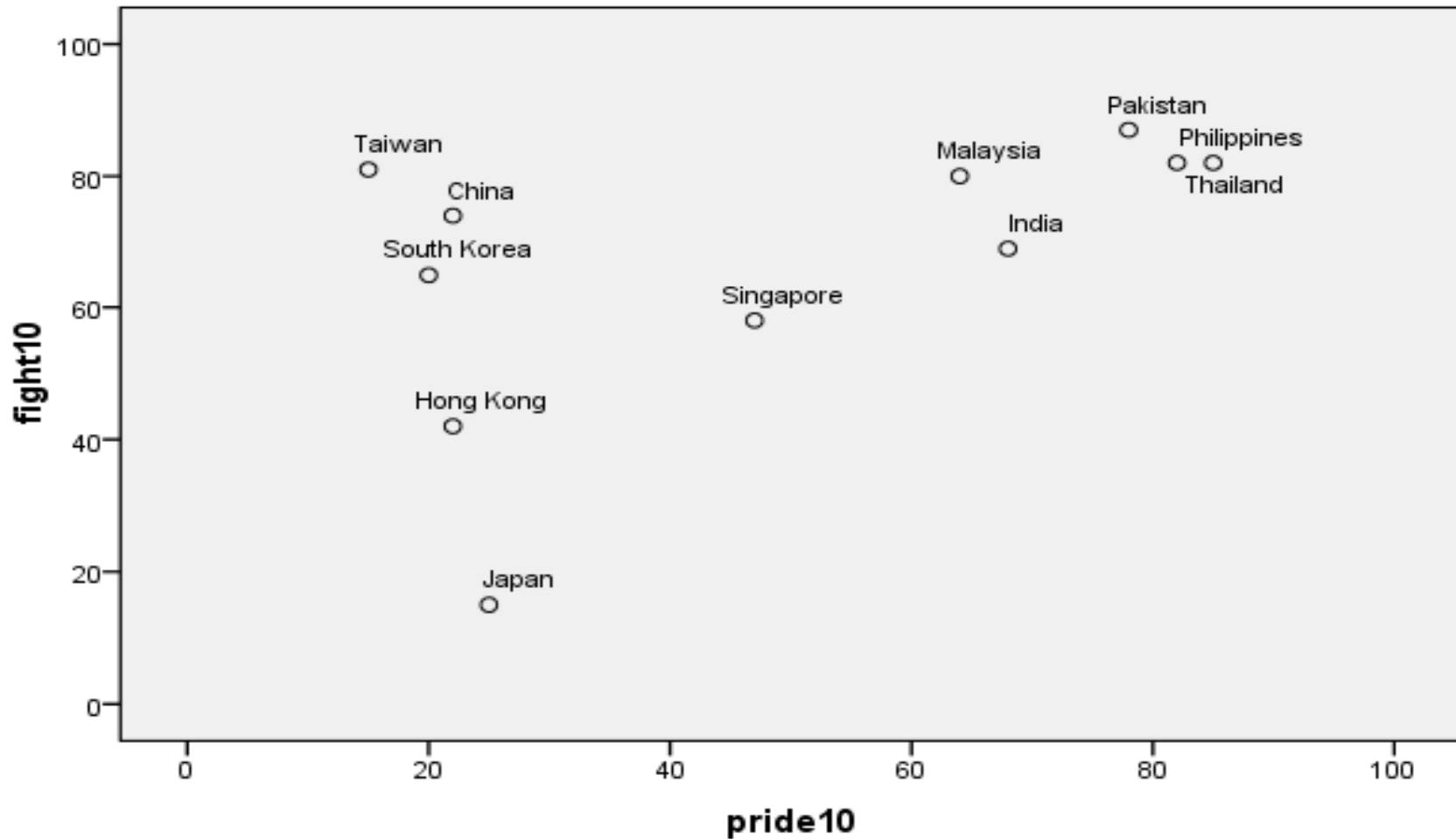




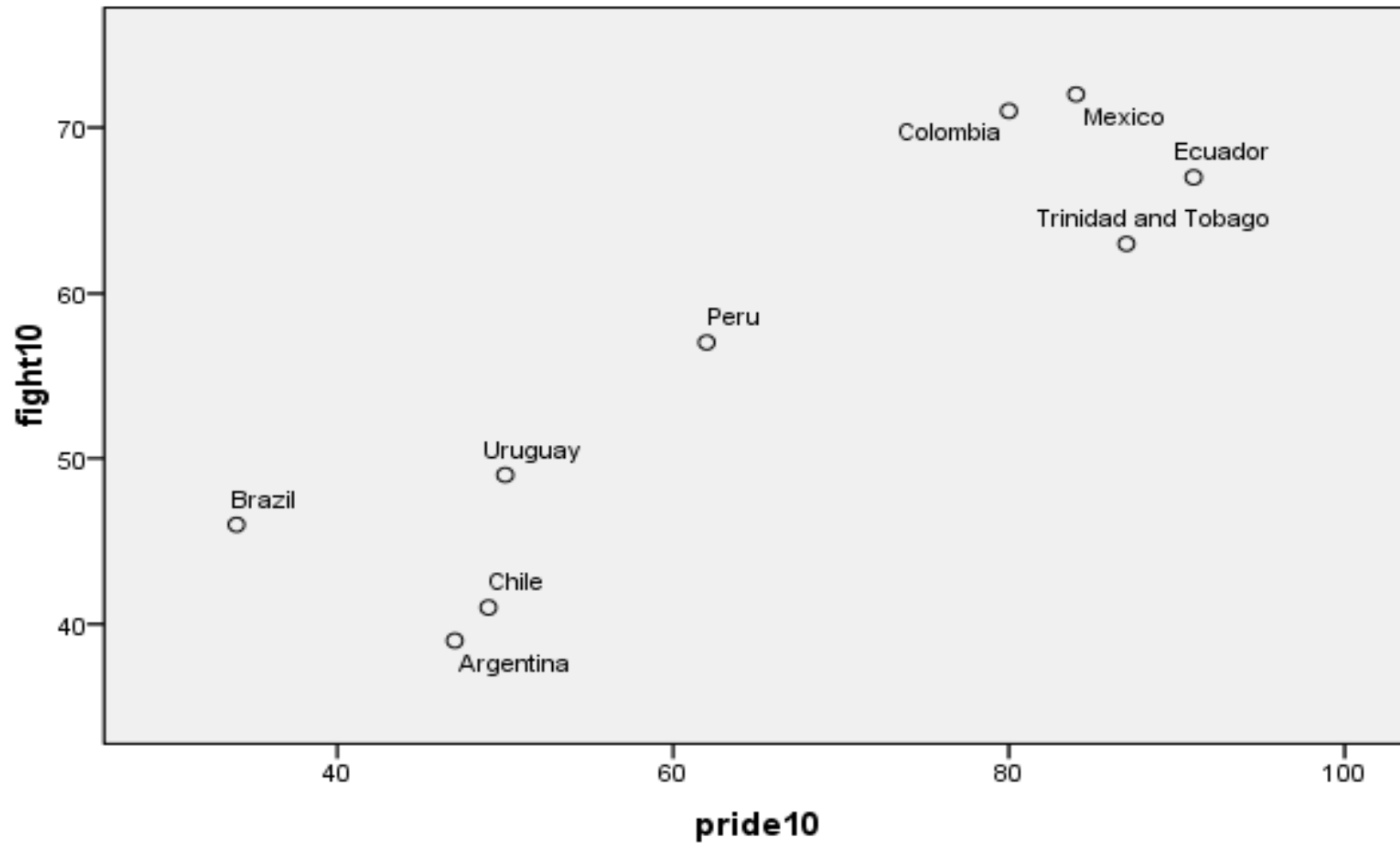
### Area de Influencia Región MENA



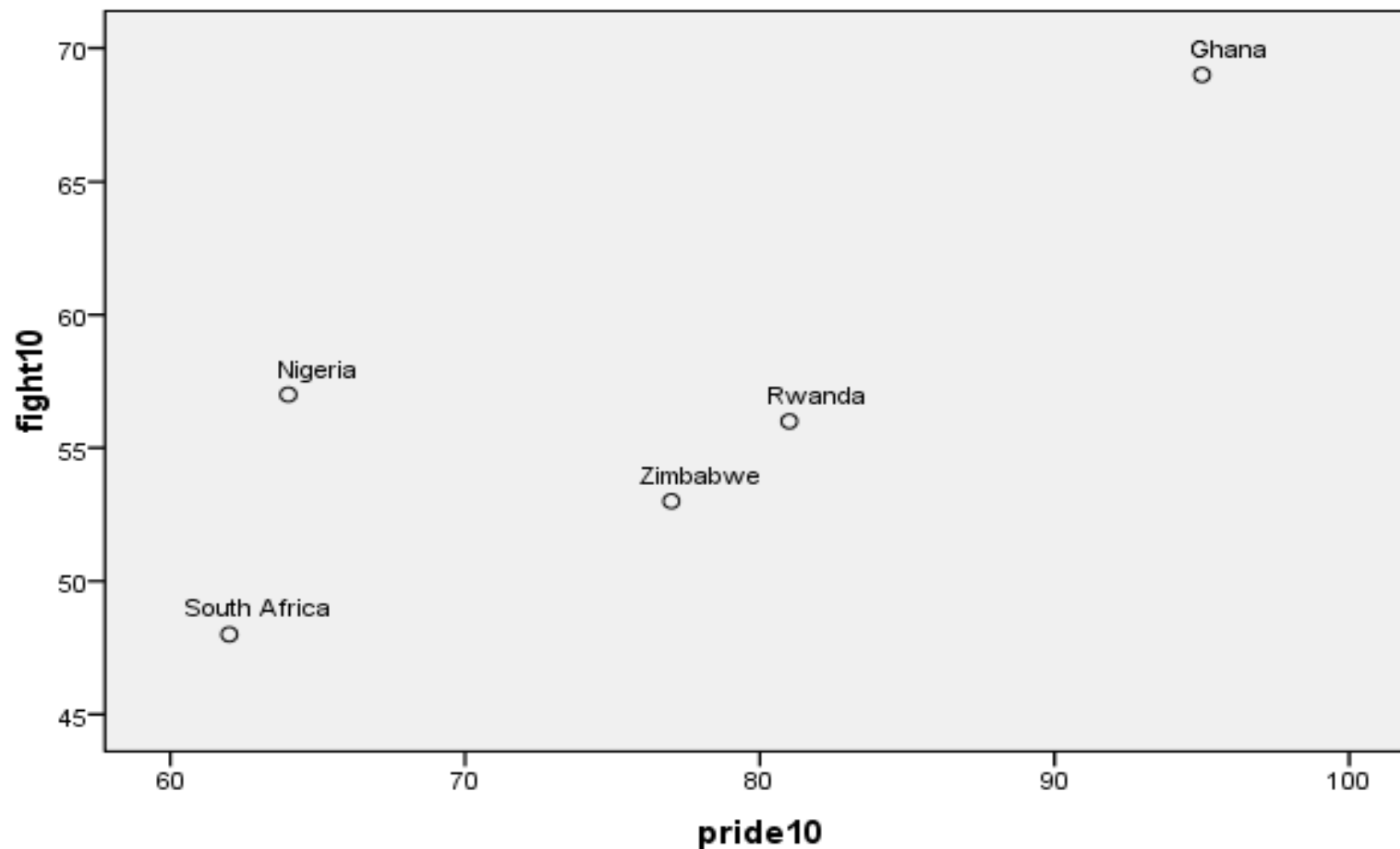
### Area de Influencia Asiatica



### Area de Influencia Latinoamérica



### Area de Influencia Africa Subsahariana



# **PERCEPTION OF SECURITY**

**SUBJECTIVE SECURITY INDEXES BY REGION,  
(Indexes vary from 1 = very insecure to 4 = very secure)**



	Personal	Community	National	Total
<b>TOTAL 59 COUNTRIES</b>	<b>2,1</b>	<b>3,2</b>	<b>2,2</b>	<b>2,5</b>
Anglo Saxon	2,8	3,3	2,8	3,0
European Union	2,6	3,5	2,8	3,0
East Europe and the Balkans	2,1	3,3	2,0	2,5
MENA	2,0	3,2	1,8	2,4
Asia	2,0	3,4	2,1	2,6
Latin America	1,8	2,6	2,1	2,2
Sub-Saharan Africa	1,7	2,9	1,9	2,2
<b>SPAIN</b>	<b>2,3</b>	<b>3,3</b>	<b>2,4</b>	<b>2,7</b>

RANK	PERSONAL SECURITY		RANK	COMMUNITY SECURITY	
1	Netherlands	3,1	1	Uzbekistán	3,7
8	Bahrein	2,8	6	Yemen	3,7
11	Jordan	2,7	13	Turkey	3,5
19	Spain	2,3	14	Kuwait	3,5
21	Lebanon	2,3	16	Palestine	3,5
22	Iraq	2,3	17	Iraq	3,4
23	Palestine	2,2	22	Spain	3,3
30	Morocco	2	24	Jordan	3,3
33	Turkey	2	26	Libya	3,2
36	Kuwait	1,9	31	Tunisia	3,2
41	Yemen	1,8	40	Morocco	3
42	Algeria	1,8	44	Lebanon	2,8
43	Libya	1,8	51	Algeria	2,7
44	Qatar	1,8	53	Egypt	2,6
45	Egypt	1,8	58	Bahréin	
56	Tunisia	1,4	59	Qatar	
59	México	1,3			

RANK		NATIONAL SECURITY		RANK		TOTAL SECURITY	
1	Países Bajos	3,4		1	Países Bajos	3,4	
19	Spain	2,4		13	Jordan	2,8	
20	Jordan	2,4		17	Spain	2,7	
23	Morocco	2,3		20	Palestine	2,7	
25	Palestine	2,3		27	Iraq	2,6	
33	Turkey	2,1		29	Turkey	2,5	
36	Lebanon	1,9		32	Morocco	2,5	
38	Iraq	1,9		36	Lebanon	2,4	
44	Algeria	1,7		39	Yemen	2,3	
46	Egypt	1,7		42	Libya	2,2	
49	Libya	1,5		48	Algeria	2,1	
52	Yemen	1,4		49	Egypt	2,1	
55	Tunisia	1,1		54	Tunisia	2	
56	Bahréin			56	Bahréin		
58	Kuwait			58	Kuwait		
59	Qatar			59	Qatar		



Ranking of countries according to the four standardized indexes of security (WVS-2010, 59 countries)



Rank	PERSONAL SECURITY		COMMUNITY SECURITY		NATIONAL SECURITY		TOTAL SECURITY	
1	Qatar	11,3	Uzbekistan	11,2	Netherlands	10,3	Sweden	29,5
2	Jordan	10,9	China	11,1	Sweden	10,2	Germany	29,4
3	Spain	10,6	Azerbaijan	11,1	New Zealand	9,4	Singapore	29,1
4	Palestine	10,4	Singapore	11,0	Germany	9,1	Netherlands	28,8
5	Yemen	10,4	Slovenia	11,0	Argentina	8,9	Slovenia	28,4
6	Tunisia	10,4	Yemen	10,9	Australia	8,7	New Zealand	28,4
7	Rwanda	10,3	Japan	10,9	Slovenia	8,5	Australia	28,3
8	Kuwait	10,2	Cyprus	10,8	Hong Kong	8,4	Uzbekistan	28,0
9	Ghana	10,1	Germany	10,8	Uzbekistan	8,1	Spain	28,0
10	Singapore	9,9	Armenia	10,7	Chile	8,1	Jordan	28,0
11	Cyprus	9,9	Netherlands	10,6	Singapore	8,0	Cyprus	28,0
12	Australia	9,8	Taiwan	10,6	Trinidad & Tobago	7,9	Palestine	27,6
13	Armenia	9,8	Turkey	10,5	United States	7,9	Romania	26,7
14	Romania	9,8	Kuwait	10,5	Uruguay	7,8	United States	26,6
15	Turkey	9,6	Poland	10,5	Poland	7,7	Turkey	26,3
16	Sweden	9,4	Palestine	10,4	Estonia	7,4	Poland	26,2
17	Germany	9,4	Iraq	10,3	China	7,4	Hong Kong	26,1
18	Iraq	9,4	South Korea	10,2	South Africa	7,4	China	25,9
19	Lebanon	9,1	Malaysia	10,2	Spain	7,3	South Korea	25,8
20	New Zealand	9,1	Romania	10,1	Jordan	7,2	Argentina	25,6
21	Uruguay	9,1	Thailand	10,1	Cyprus	7,1	Yemen	25,5
22	Algeria	9,0	Spain	10,0	Thailand	6,9	Iraq	25,5
23	Slovenia	8,8	United States	10,0	Morocco	6,9	Uruguay	25,2
24	Morocco	8,8	Jordan	9,9	South Korea	6,9	Taiwan	25,1
25	Argentina	8,8	Sweden	9,8	Palestine	6,9	Trinidad & Tobago	24,9
26	United States	8,7	Hong Kong	9,7	India	6,8	Armenia	24,8
27	South Korea	8,7	Libya	9,7	Romania	6,8	Estonia	24,8
28	Uzbekistan	8,5	Australia	9,7	Belarus	6,6	Chile	24,7
29	South Africa	8,5	Rwanda	9,7	Taiwan	6,5	Morocco	24,5
30	Ecuador	8,5	Estonia	9,6	Brazil	6,3	Azerbaijan	24,4
31	Trinidad & Tobago	8,3	Tunisia	9,6	Ukraine	6,2	Belarus	24,3
32	Philippines	8,2	New Zealand	9,5	Russia	6,2	Thailand	24,2
33	India	8,2	Nigeria	9,5	Turkey	6,2	Ghana	23,9
34	Chile	8,2	Belarus	9,4	Zimbabwe	6,1	Rwanda	23,6
35	Hong Kong	8,2	Kyrgyzstan	9,3	Pakistan	6,0	Lebanon	23,5
36	Colombia	8,1	Pakistan	9,2	Lebanon	5,8	South Africa	23,5
37	Poland	8,1	Kazakhstan	9,1	Kazakhstan	5,8	Tunisia	23,4
38	Belarus	8,0	Ukraine	9,1	Iraq	5,7	India	23,4
39	Russia	8,0	Ghana	9,1	Azerbaijan	5,5	Ukraine	22,9
40	Peru	8,0	Morocco	8,9	Ecuador	5,5	Nigeria	22,6
41	Taiwan	8,0	Trinidad & Tobago	8,7	Nigeria	5,5	Kazakhstan	22,4
42	Netherlands	7,9	Zimbabwe	8,6	Peru	5,3	Pakistan	22,4
43	Estonia	7,9	Peru	8,5	Japan	5,2	Russia	22,4
44	Egypt	7,9	Lebanon	8,5	Algeria	5,2	Kyrgyzstan	22,3
45	Azerbaijan	7,8	India	8,5	Kyrgyzstan	5,2	Algeria	22,2
46	Kyrgyzstan	7,8	Colombia	8,4	Egypt	5,0	Zimbabwe	22,0
47	Zimbabwe	7,7	Chile	8,4	Philippines	5,0	Libya	22,0
48	Libya	7,7	Uruguay	8,3	Ghana	4,7	Peru	21,8
49	Nigeria	7,7	Philippines	8,1	Libya	4,6	Ecuador	21,7
50	Ukraine	7,7	Russia	8,1	Mexico	4,4	Philippines	21,4
51	Kazakhstan	7,6	Algeria	8,0	Armenia	4,3	Malaysia	21,2
52	Brazil	7,6	Argentina	7,9	Yemen	4,2	Brazil	21,0
53	Mexico	7,6	Egypt	7,8	Malaysia	4,1	Egypt	20,7
54	China	7,4	Ecuador	7,7	Rwanda	3,4	Mexico	19,2
55	Pakistan	7,2	South Africa	7,6	Tunisia	3,3	Colombia	
56	Malaysia	7,0	Mexico	7,2	Colombia		Japan	
57	Thailand	7,0	Brazil	7,1	Kuwait		Kuwait	
58	Japan		Qatar		Qatar		Qatar	

# PUBLICATIONS by JDN



- Identidad Nacional y Cultura de Defensa, Editorial Síntesis, Madrid, 1999.
- La Opinión Pública Española y la Política Exterior y de Seguridad. Informe INCIPE 2006. Instituto de Cuestiones Internacionales y Política Exterior (INCIPE), Madrid 2006.
- La Seguridad Subjetiva en España: Construcción de un Índice Sintético de Seguridad Subjetiva, Ministerio de Defensa, Madrid, 2011.
- “Cultural Differences on Values about Conflict, War and Peace”, en Yilmaz Esmer, Hans-Dieter Klingemann y Bi Puranen (eds.), Religion, democratic values and political conflict, Festschrift in Honor of Thorleif Pettersson, World Values Survey, Uppsala University, 2009.
- “Desequilibrios Demográficos como Potenciadores del Riesgo” (en prensa en el Instituto Español de Estudios Estratégicos”, 2012.
- “The Perception of Security in an International Comparative Perspective”, Real Instituto Elcano (in press)