

Valeurs Communes en Méditerranée

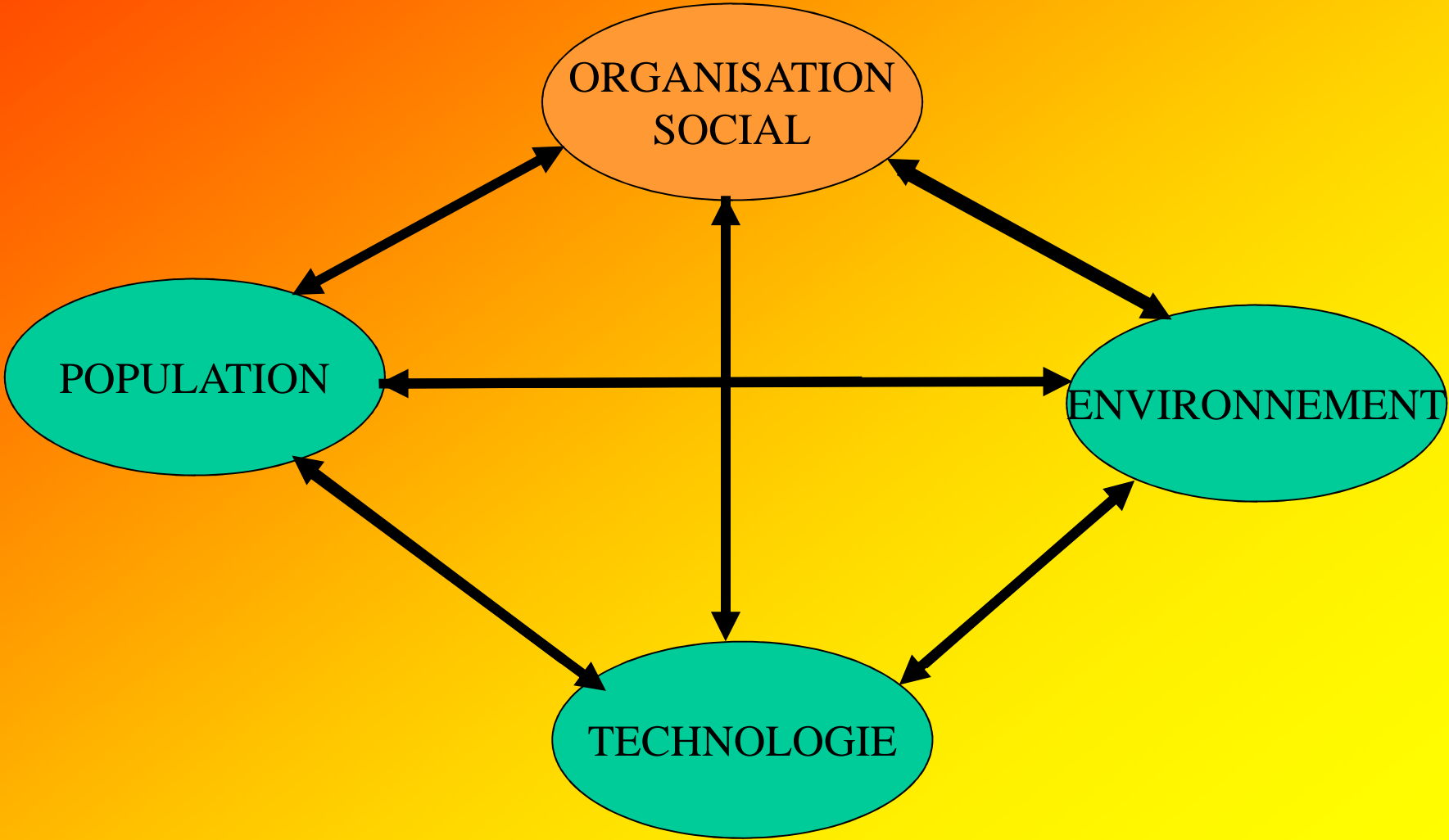
24 février 2010 à Rabat

LES VALEURS MÉDITERRANÉENNES

Prof. Dr. Juan Díez-Nicolás

Université Complutense et ASEP, Madrid

L'ECOSYSTEME SOCIAL



LA THEORIE SUR LE CHANGEMENT DES VALEURS

LES CHANGEMENT DES SOCIETÉS



LES PRINCIPAUX HYPOTHESES DU CHANGEMENT DES VALEURS

PLUS DE SECURITÉ PERSONNEL ET ECONOMIQUE
CONDUISSENT AU CHANGEMENT:

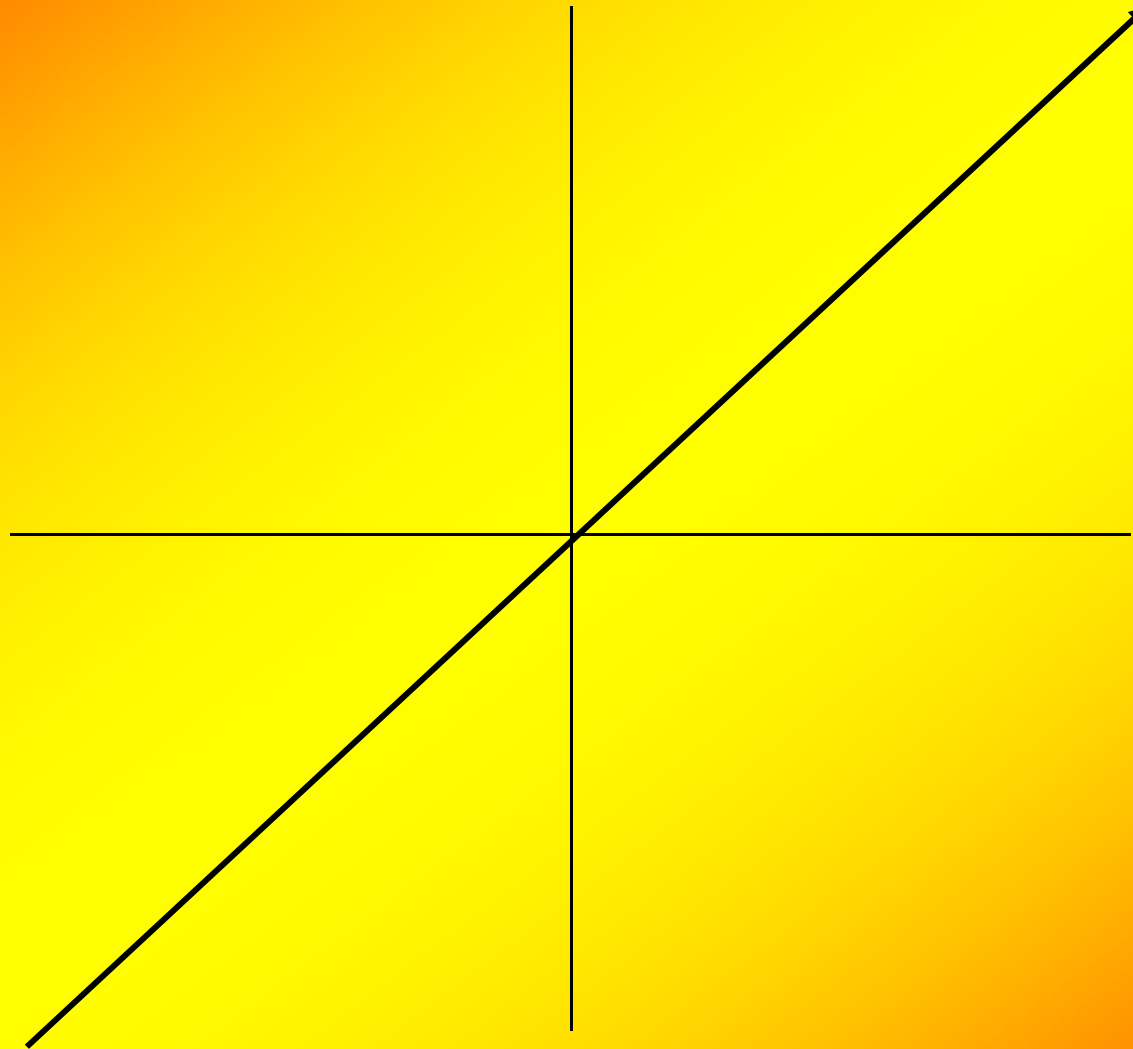
- ⇒ Des Valeurs Matérialistes (de Survivance) jusqu'à les Valeurs Post-matérialistes (d'Auto-expression)
- ⇒ Des Valeurs Traditionnels aux Valeurs Secular-Rationnels

SECULAR-RATIONNEL

SURVIVANCE

AUTO-
EXPRESSION

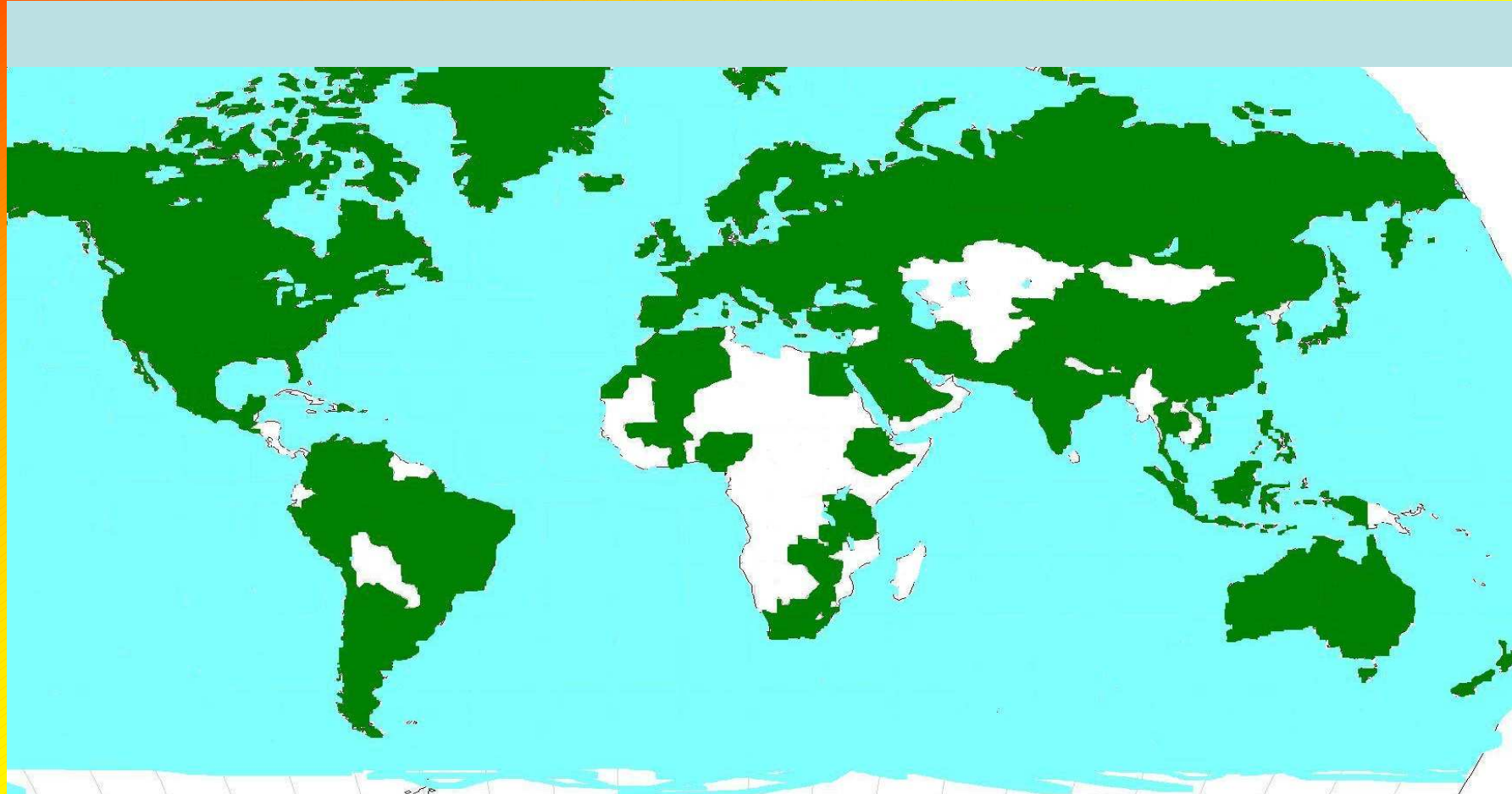
TRADITIONNEL



DONNÉES DE 5 VAGUES EN AUTOUR DE 100 PAYS

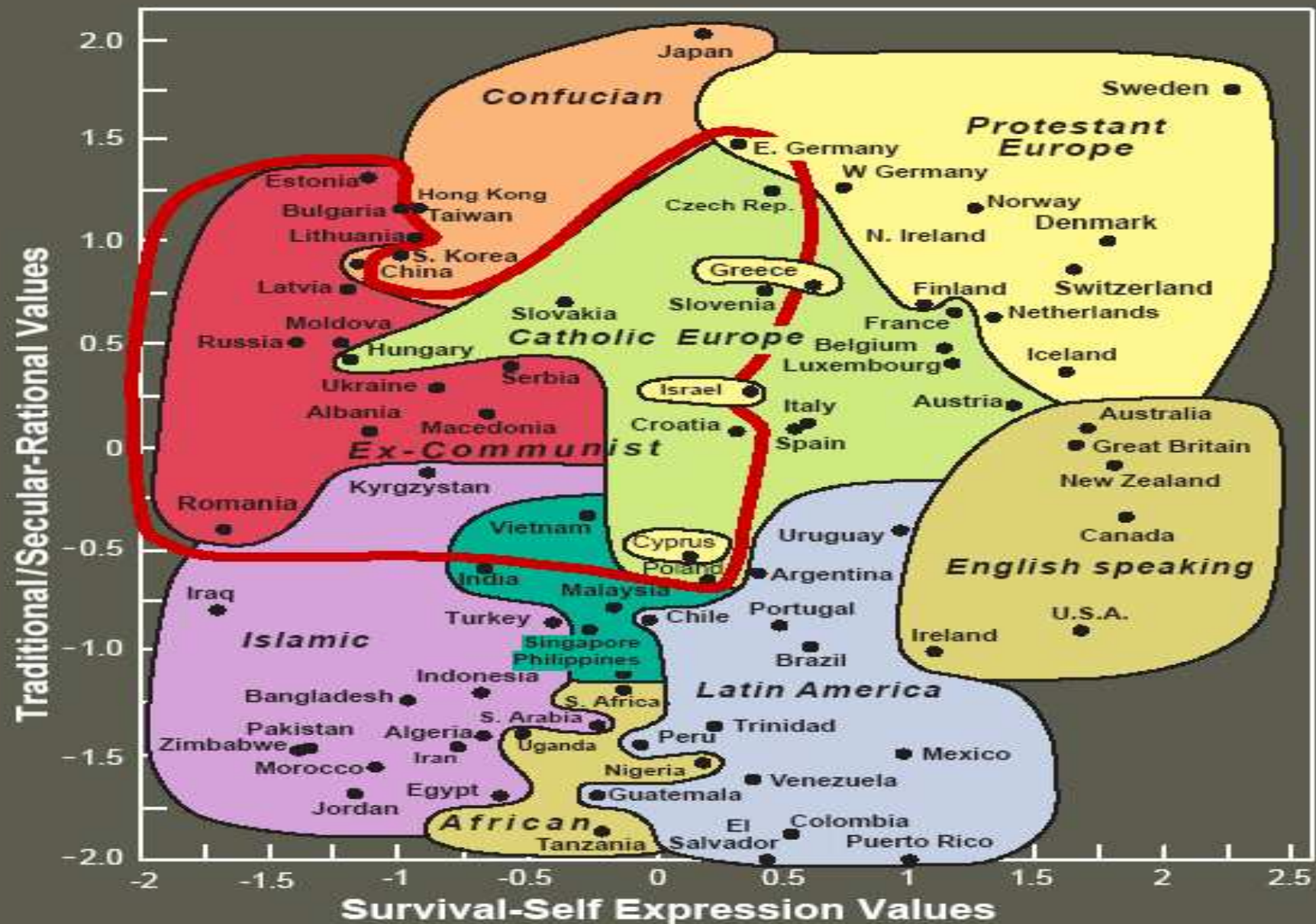


(1981, 1990, 1995, 1999-2000, 2005)

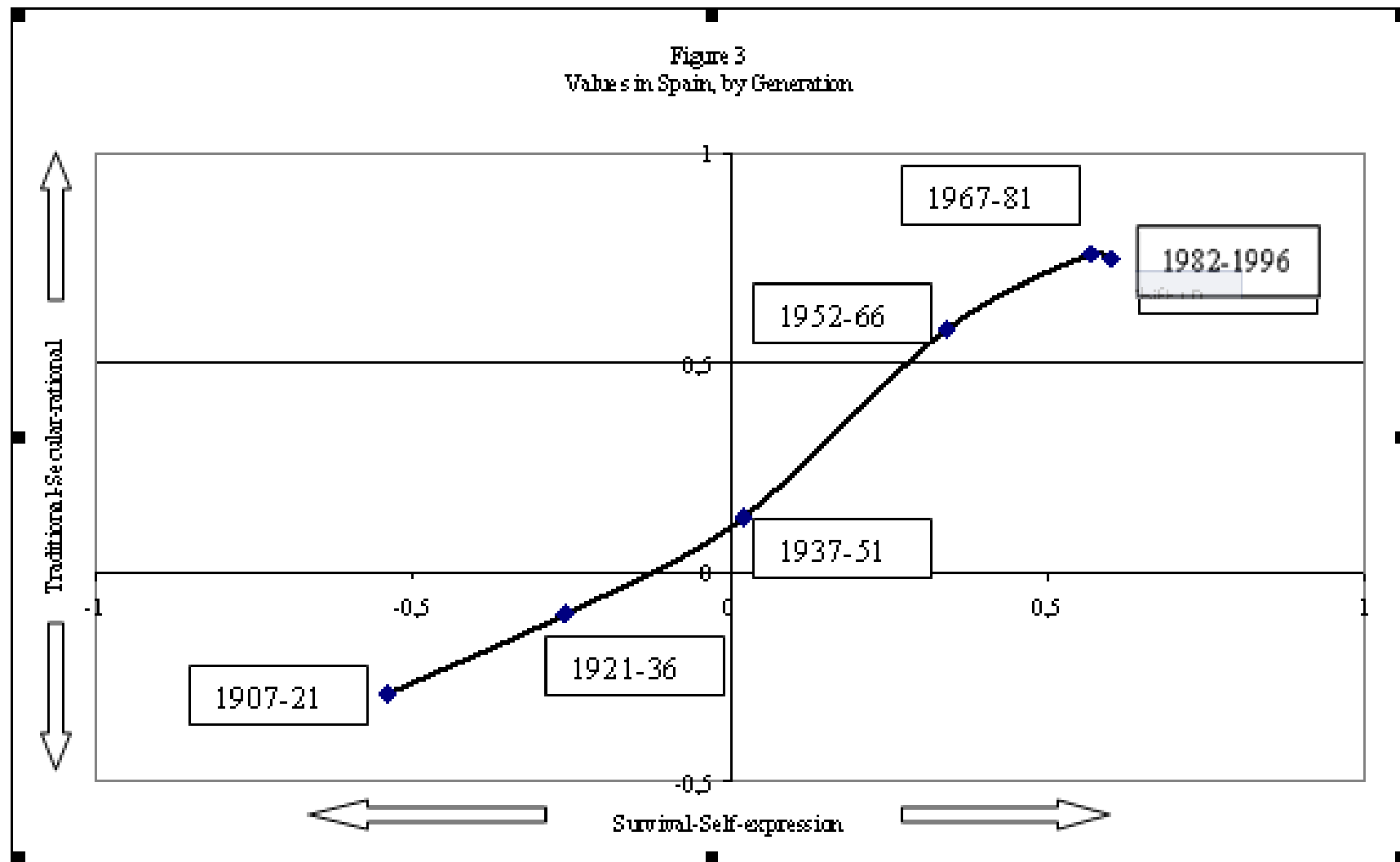


**Countries surveyed at least once in the World Values Surveys
(97 countries, containing 88 % of the world's population, as of 2007)**

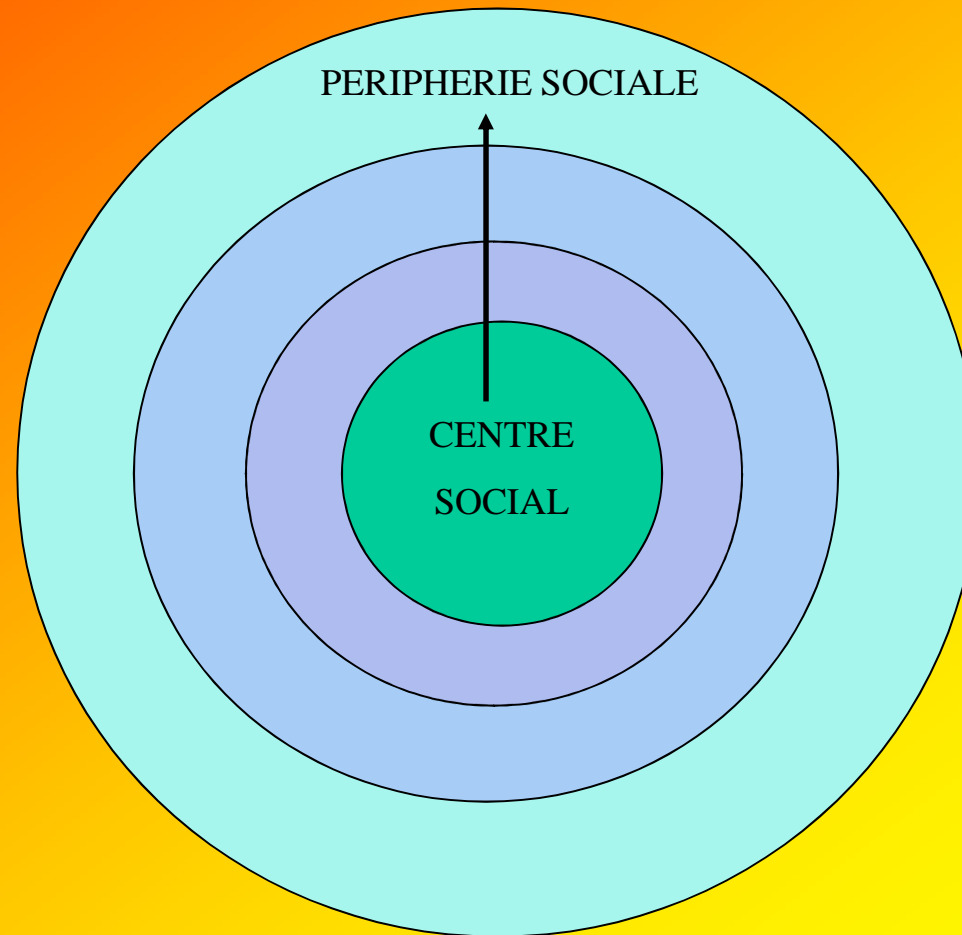
LA CARTE DE VALEURS À 2006



Changement de Valeurs en Deux Dimensions, par Génération, Espagne



THEORIE CENTRE-PERIPHERY



RELATIONS ENTRE ELITES ET NON-ELITES

PAYS DÉVELOPPÉES

PAYS NON-DÉVELOPPÉES

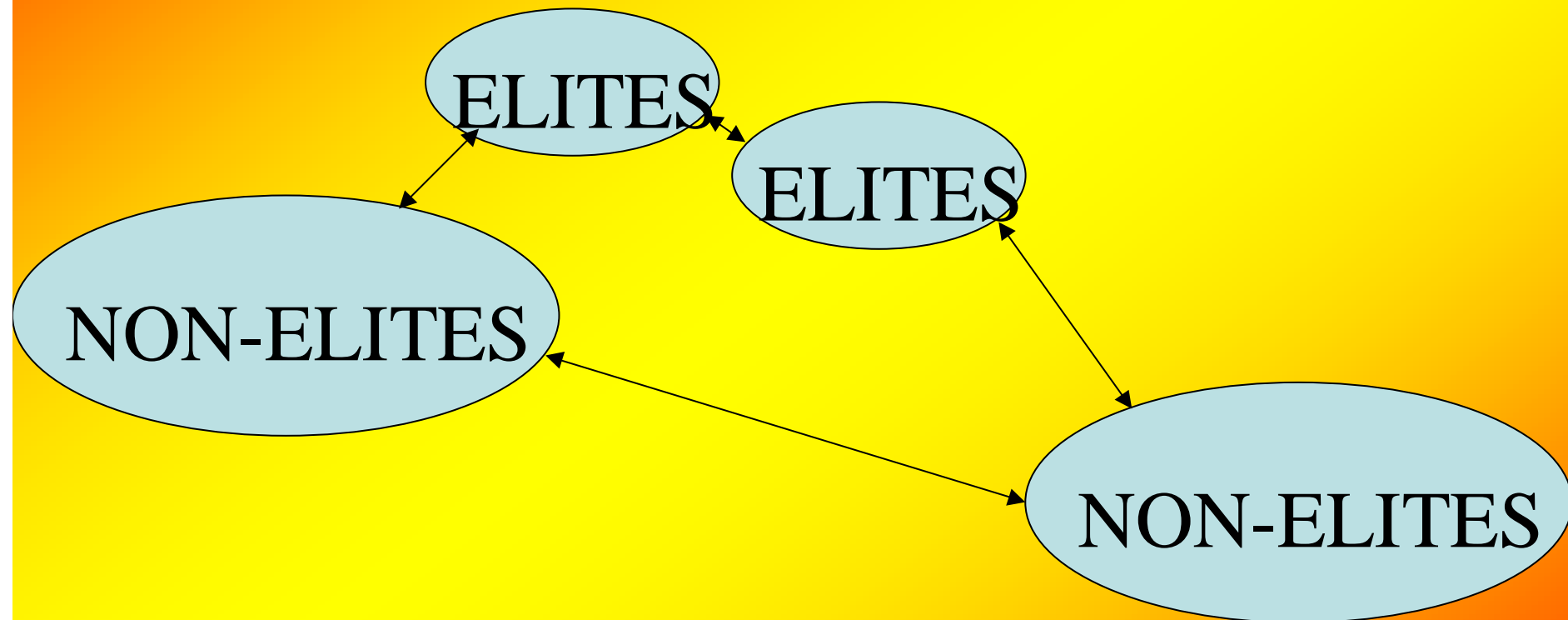


Grafico 1
Indice de Post-materialismo, por país y oleada

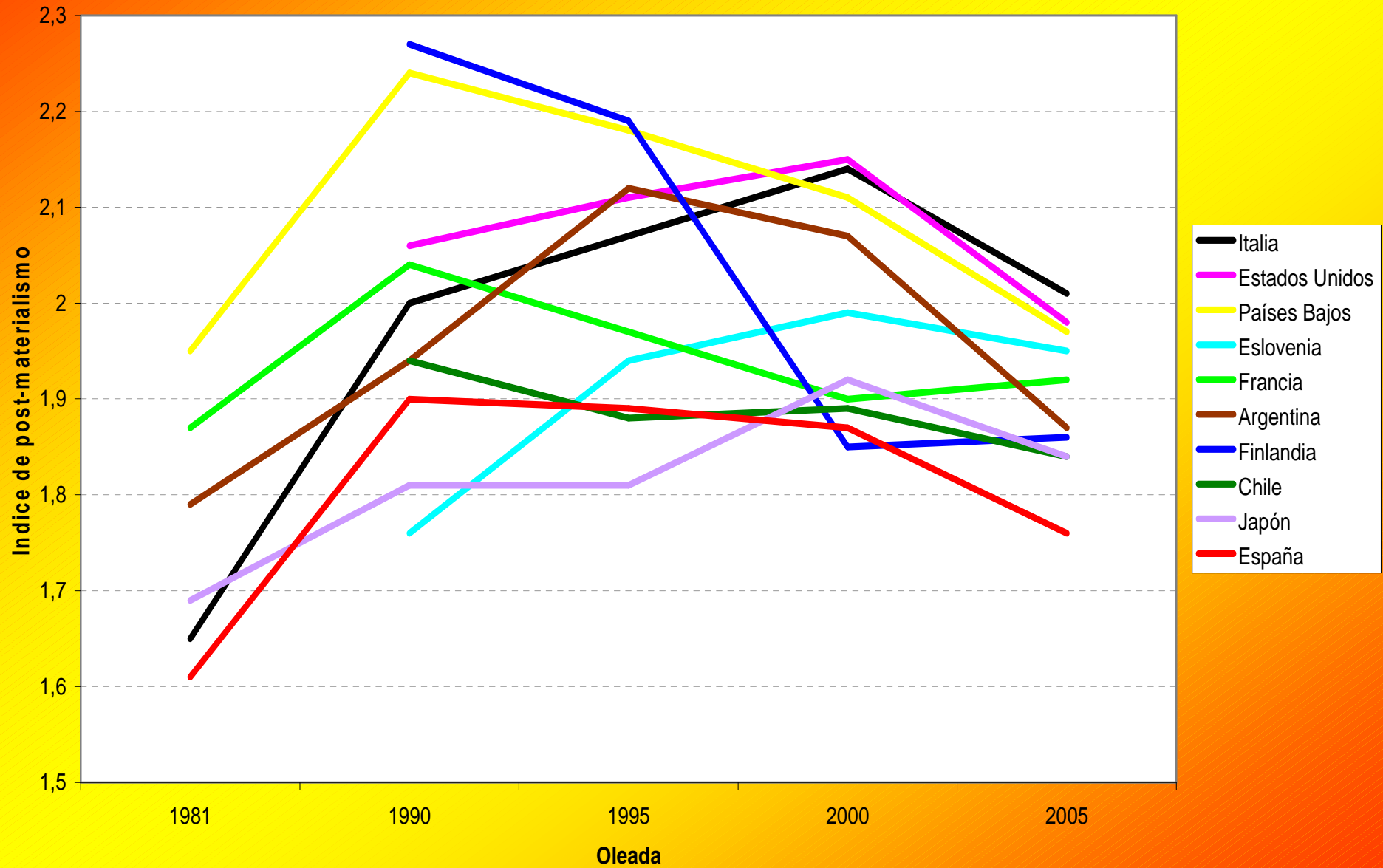


Grafico 2
Indice de Post-materialismo del Centro Social, por país y oleada

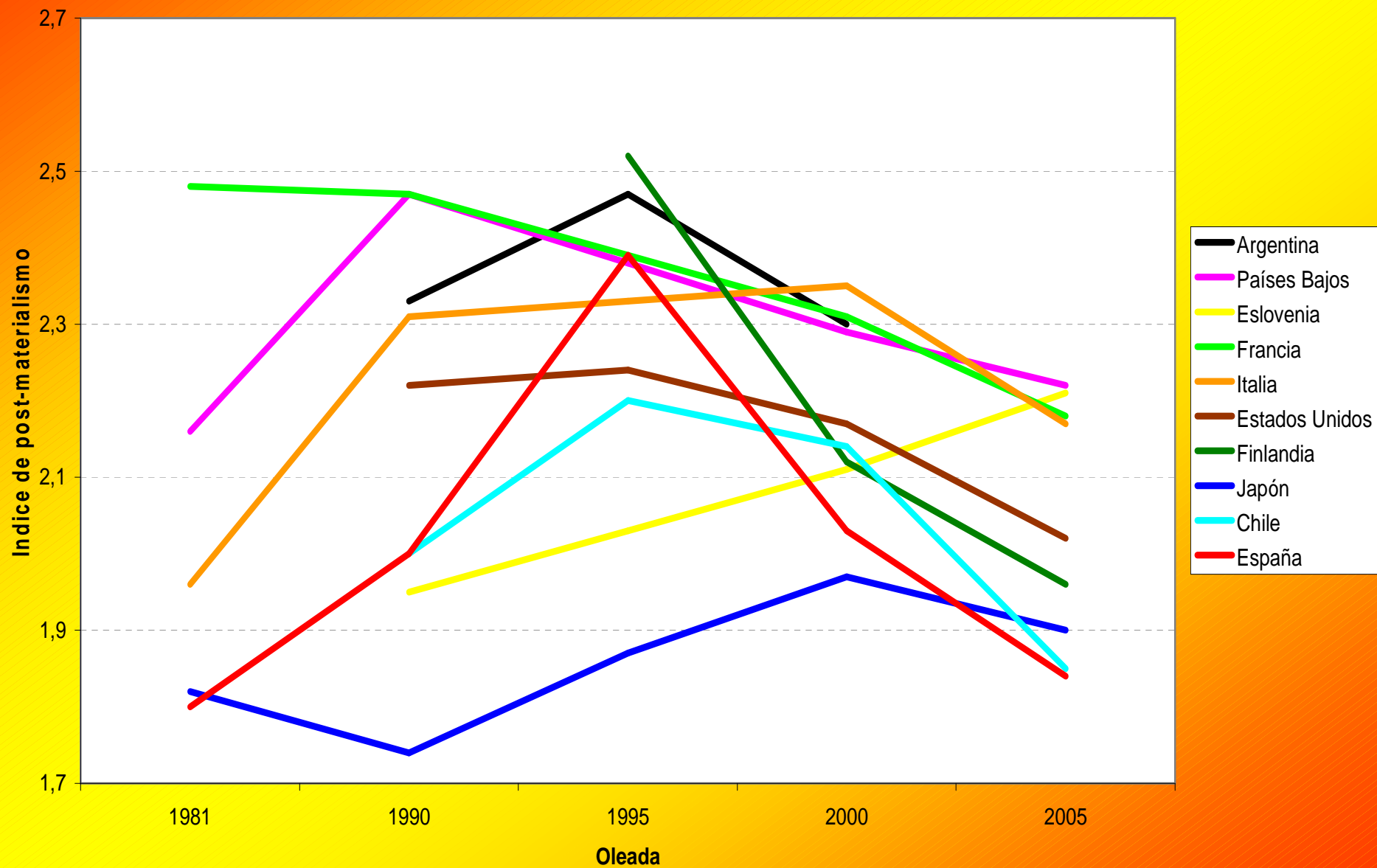


Grafico 3

% que desean Mayor Respeto a la Autoridad, por país y oleada

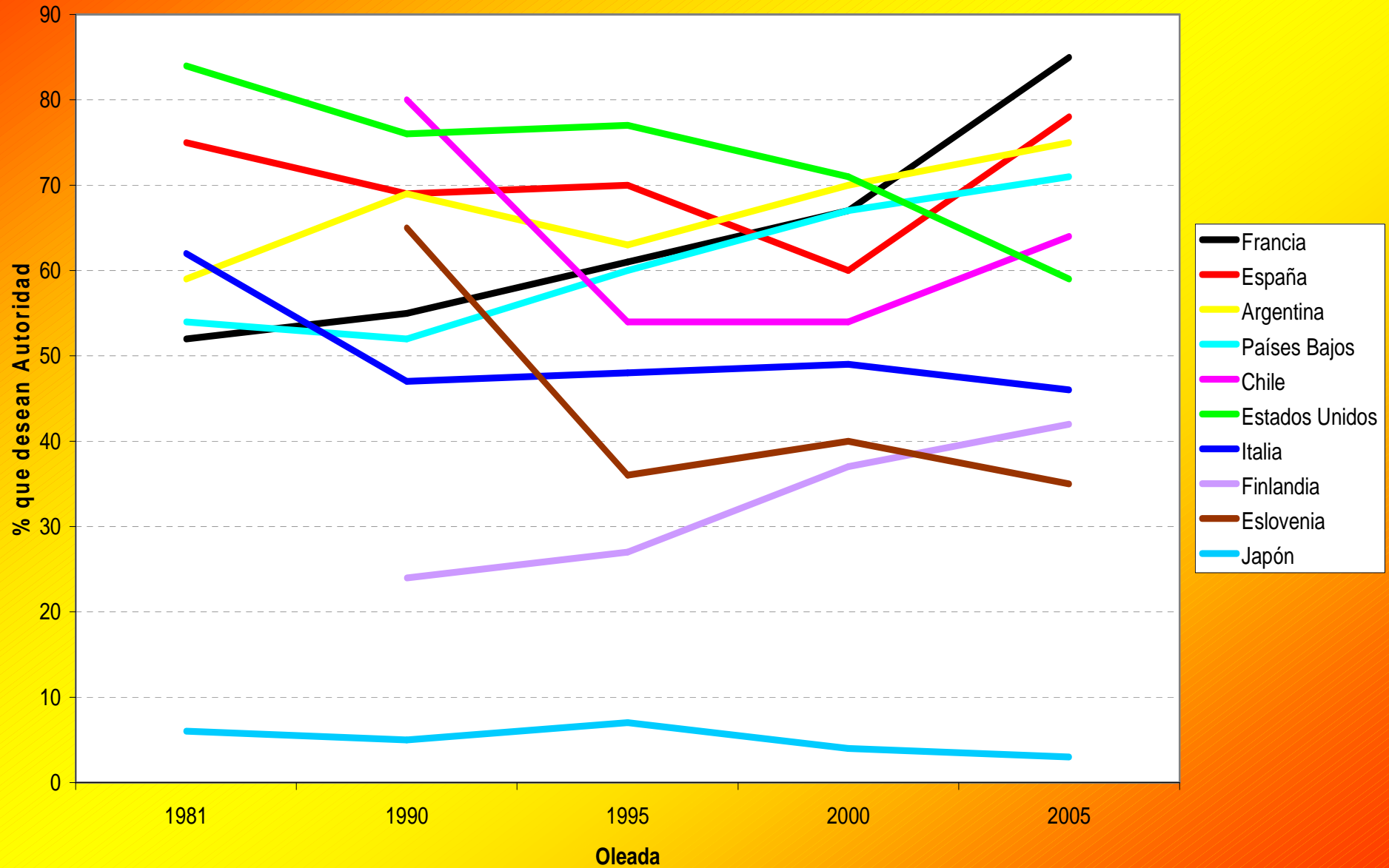
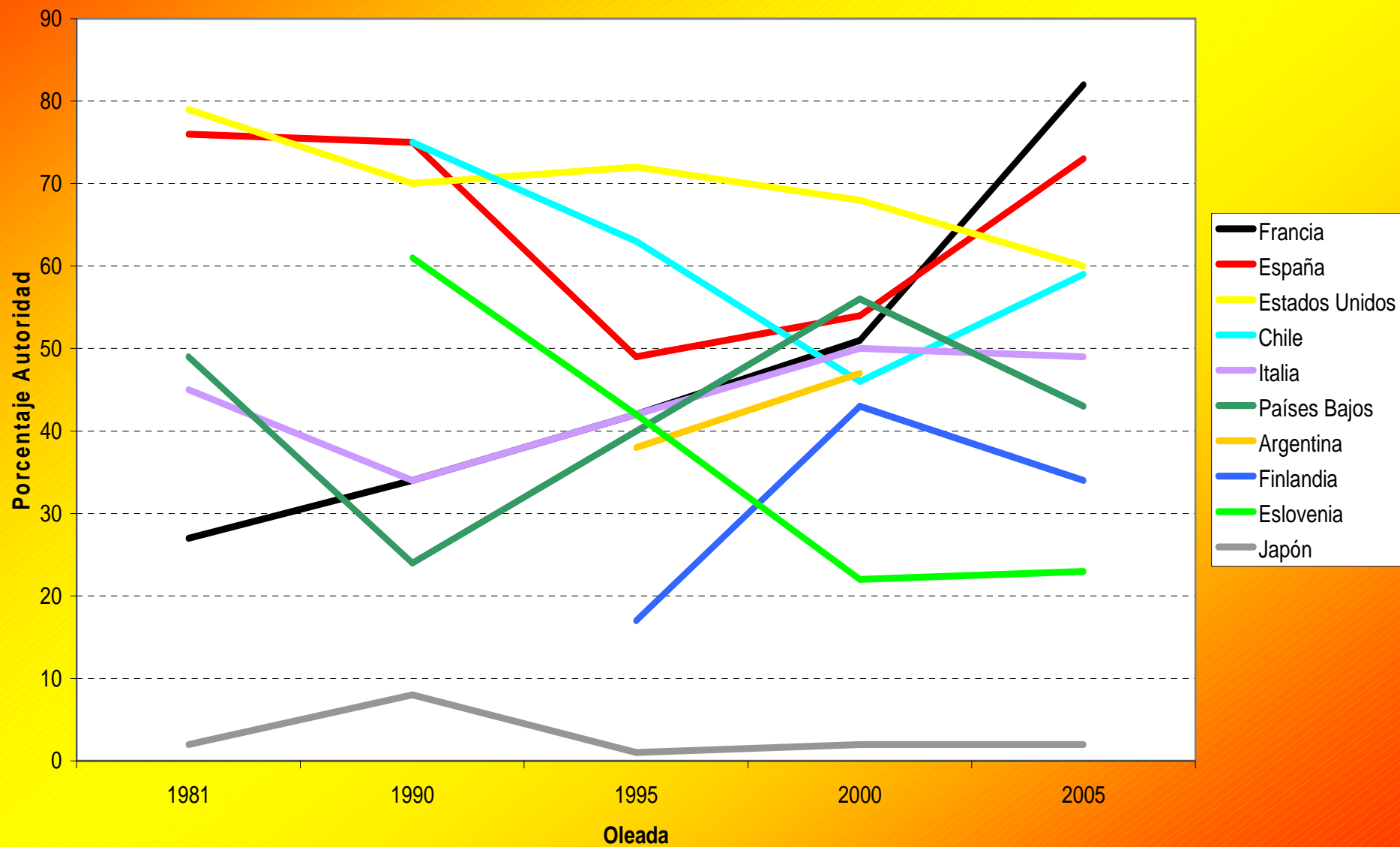


Gráfico 4
Porcentaje de Centro Social que considera bueno un mayor respeto por la Autoridad,
por país y oleada





LES VALEURS MÉDITERRANÉENNES

RECHERCHES ANALYSÉES, PAR REGION ET VAGUE



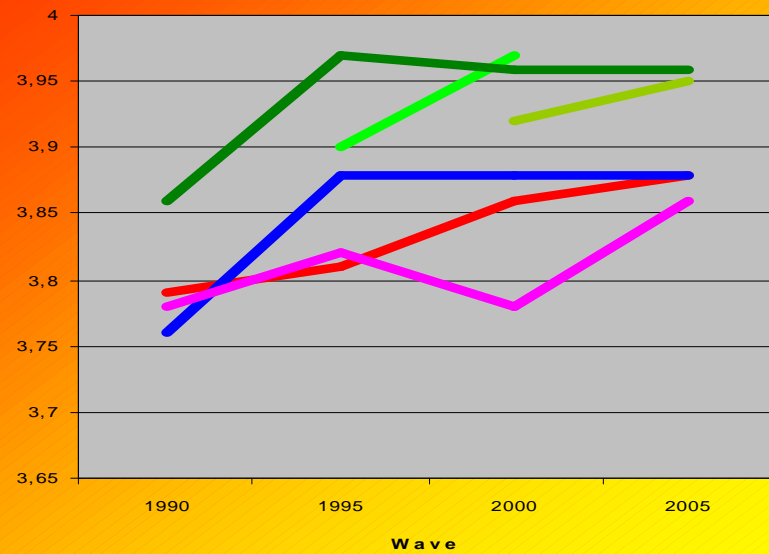
REGIONS	WAVE				
	1981-1984	1989-1993	1994-1999	1999-2004	2005-2007
West European	France Italy Malta Spain	France Italy Malta Portugal Spain I Spain II	Spain	France Greece Italy Malta Portugal Spain I Spain II	France Italy Spain
East European Orthodox		Bulgaria Romania	Bulgaria Georgia Moldova Romania Macedonia Serbia + Mont.	Bulgaria Moldova Romania Macedonia Serbia + Mont.	Bulgaria Cyprus Moldova Romania Serbia
East European Christian		Slovenia	Armenia Croatia Slovenia	Croatia Slovenia	Slovenia
East European Islamic			Albania Azerbaijan Bosnia + Herze.	Albania Bosnia + Herze.	
Magreb				Algeria Morocco I Morocco II	Morocco
Middle East		Turkey	Turkey	Iran Iraq Jordan Saudi Arabia Turkey I Turkey II Egypt	Iran Iraq Jordan Turkey Egypt
Israel				Israel	

NOMBRE D'INTERVIEWS PAR REGION ET VAGUE

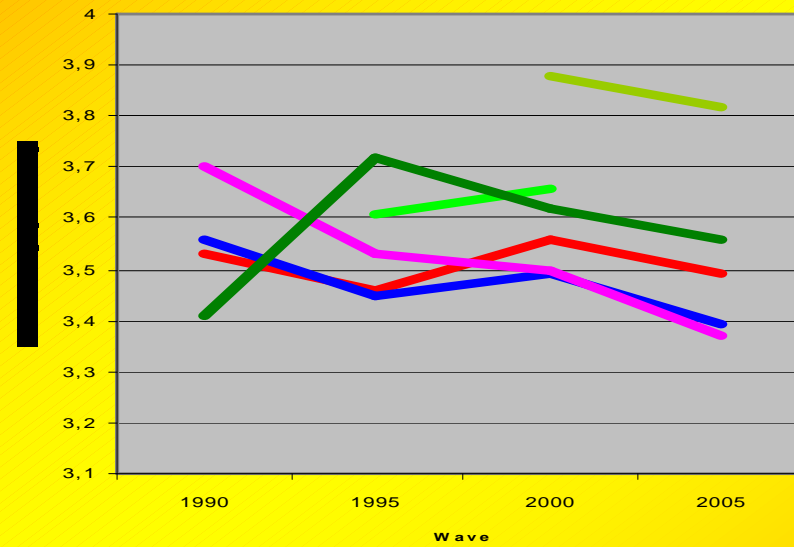


REGIONS	WAVE					Total
	1981-1984	1989-1993	1994-1999	1999-2004	2005-2007	
West European	5,318	8,745	1,211	9,168	3,213	27,655
East European Orthodox	0	2,137	7,818	6,469	6,093	22,517
East European Christian	0	1,035	4,203	2,009	1,037	8,284
East European Islamic	0	0	4,201	2,200	0	6,401
Magreb	0	0	0	3,546	1,200	4,746
Middle East	0	1,030	1,907	15,189	10,965	29,091
Israel	0	0	0	1,199	0	1,199
Total	5,318	12,947	19,340	39,780	22,508	99,893

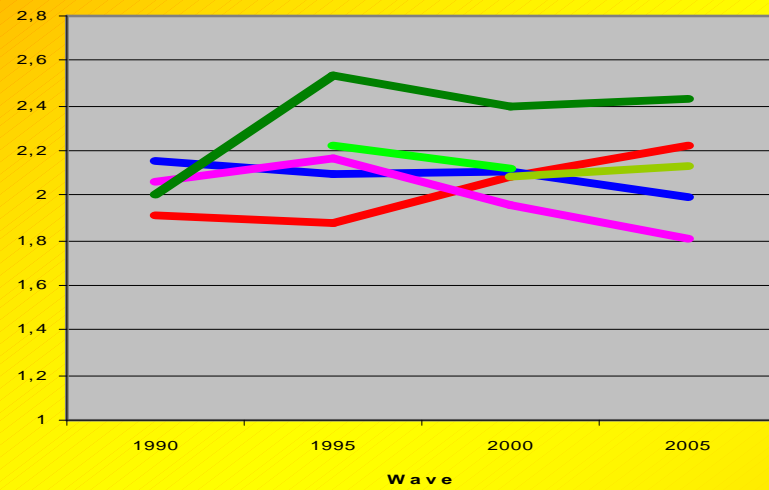
Importance of Family



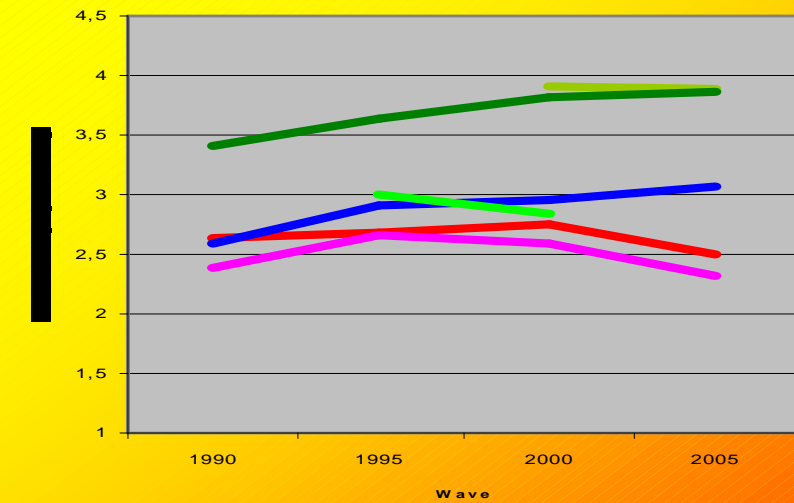
Importance of Work



Importance of Politics

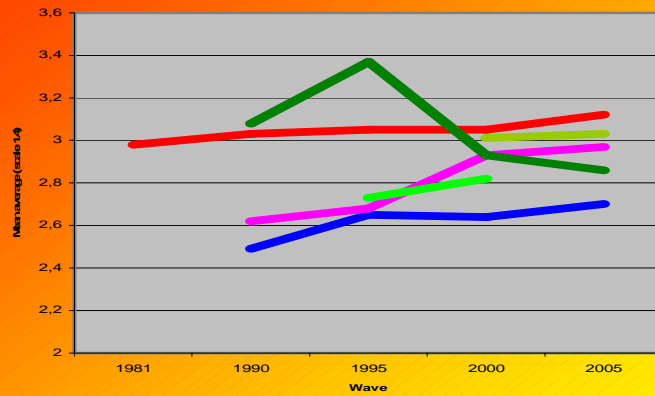


Importance of Religion

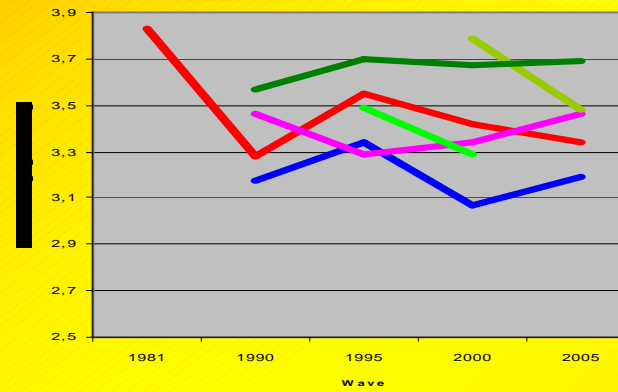


- | | | | | | |
|--|-------------------------|--|------------------------|--|-------------|
| | West European | | East European Orthodox | | Middle East |
| | East European Christian | | East European Islamic | | Magreb |

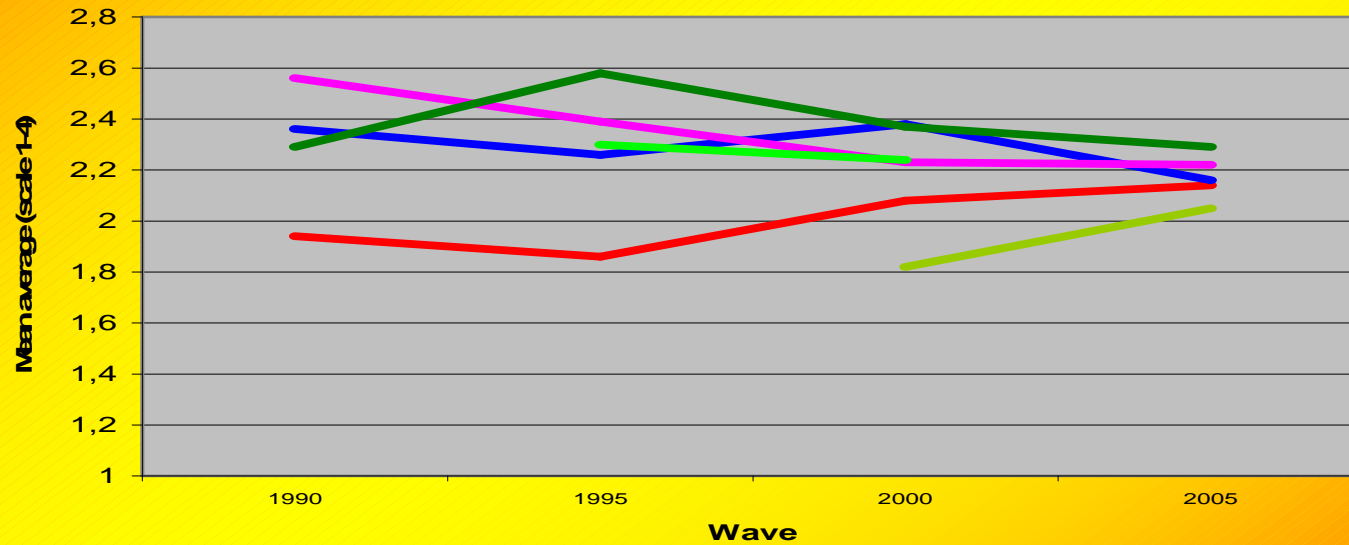
Happiness



National Pride

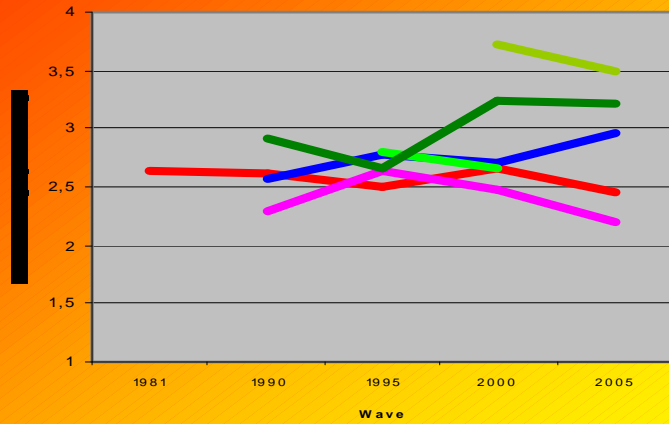


Interest in Politics

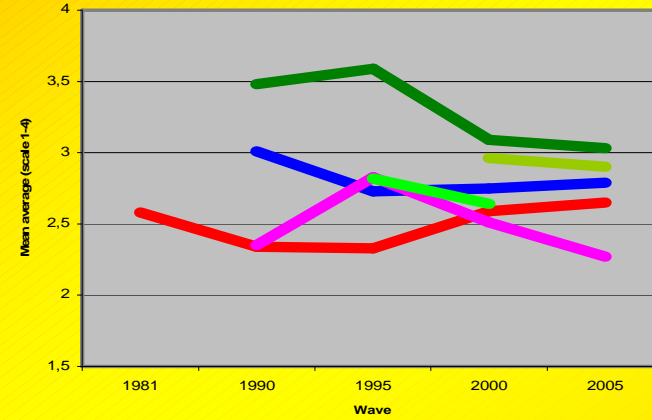


- | | | |
|-------------------------|------------------------|-------------|
| West European | East European Orthodox | Middle East |
| East European Christian | East European Islamic | Magreb |

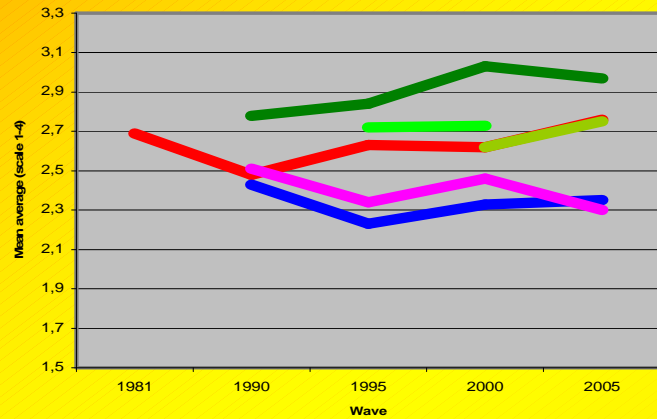
Confidence in Churches or Religious Organizations



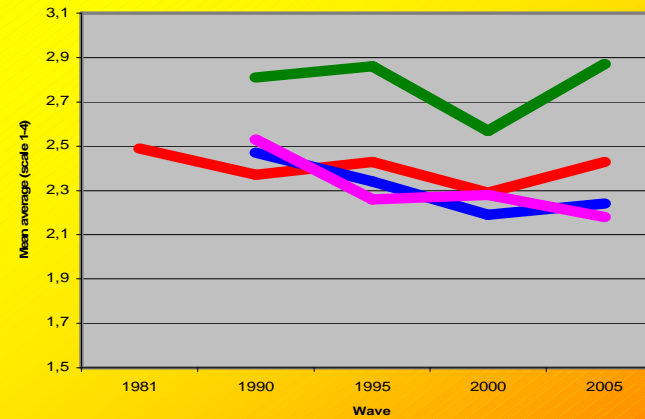
Confidence in Armed Forces



Confidence in the Police



Confidence in the Justice System



West European

East European Orthodox

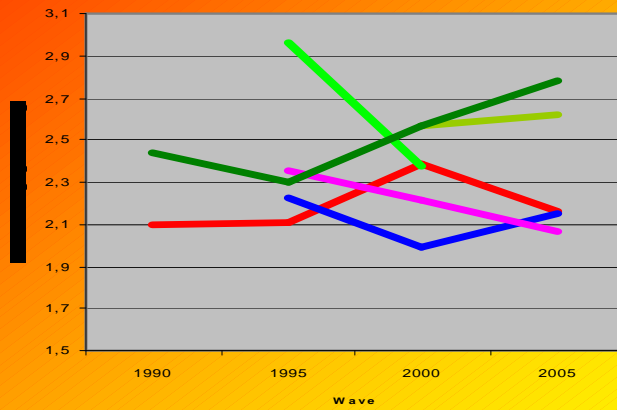
Middle East

East European Christian

East European Islamic

Magreb

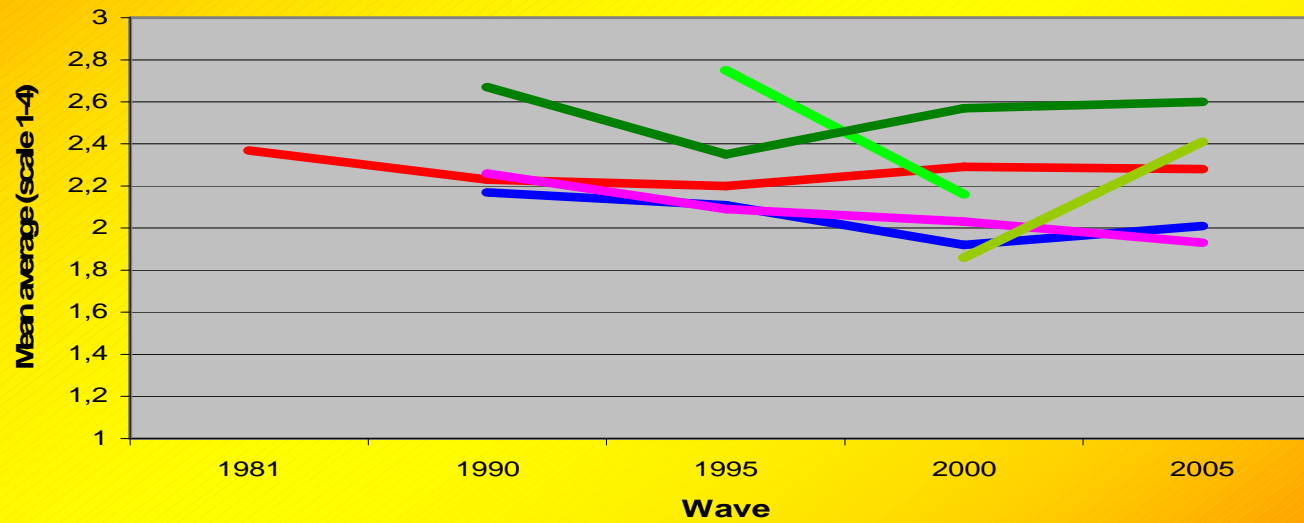
Confidence in Government



Confidence in Political Parties

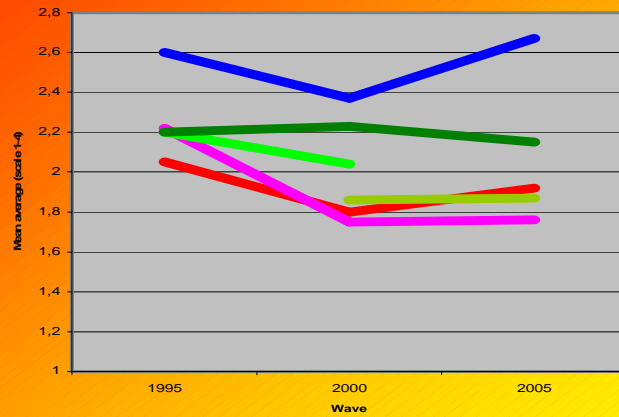


Confidence in Parliament

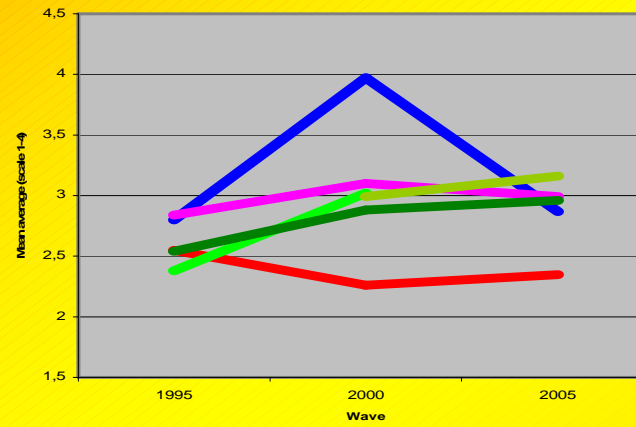


- | | | |
|-------------------------|------------------------|-------------|
| West European | East European Orthodox | Middle East |
| East European Christian | East European Islamic | Magreb |

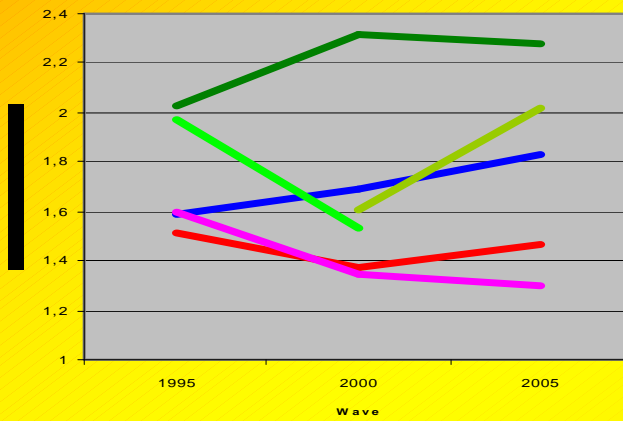
Having a strong leader



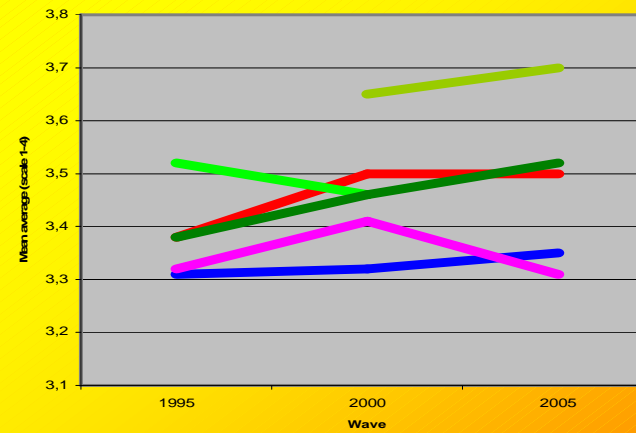
Having Experts Make Decisions



Having the Army Rule



Having a Democratic Political System



West European

East European Orthodox

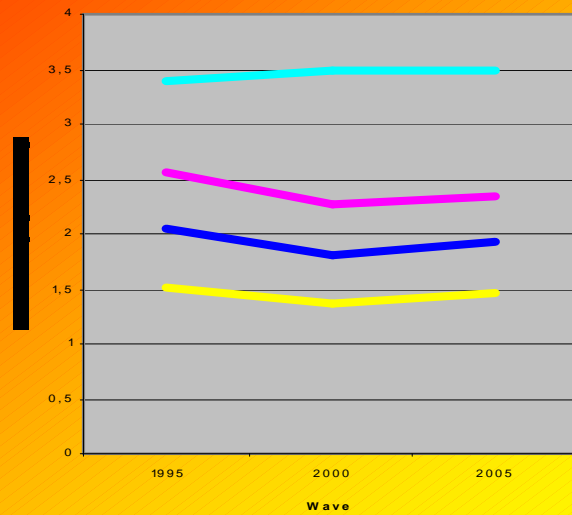
Middle East

East European Christian

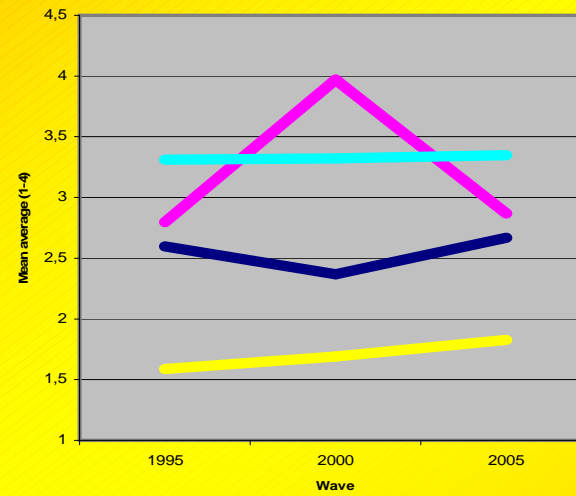
East European Islamic

Magreb

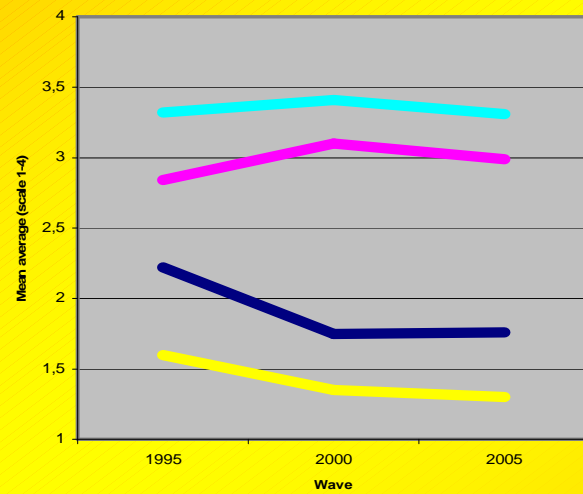
Western Europe



East European Orthodox

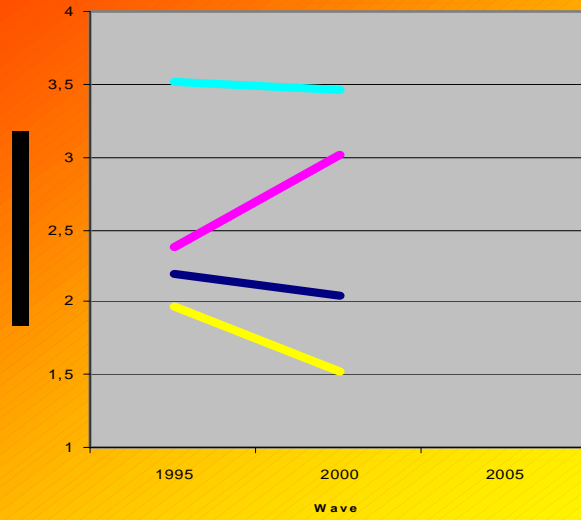


East European Christian

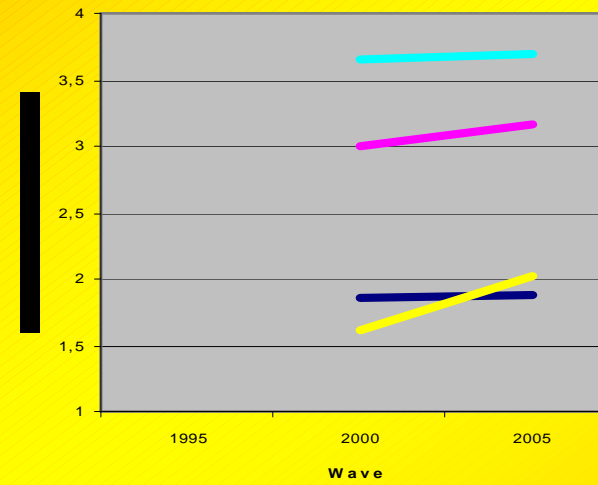


- Having a democratic political system
- Having experts make decisions
- Having a strong leader
- Having the army rule

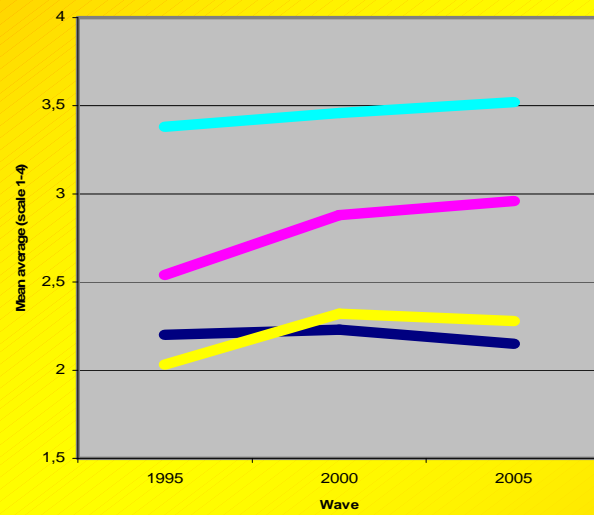
East European Islamic



Magreb



Middle East



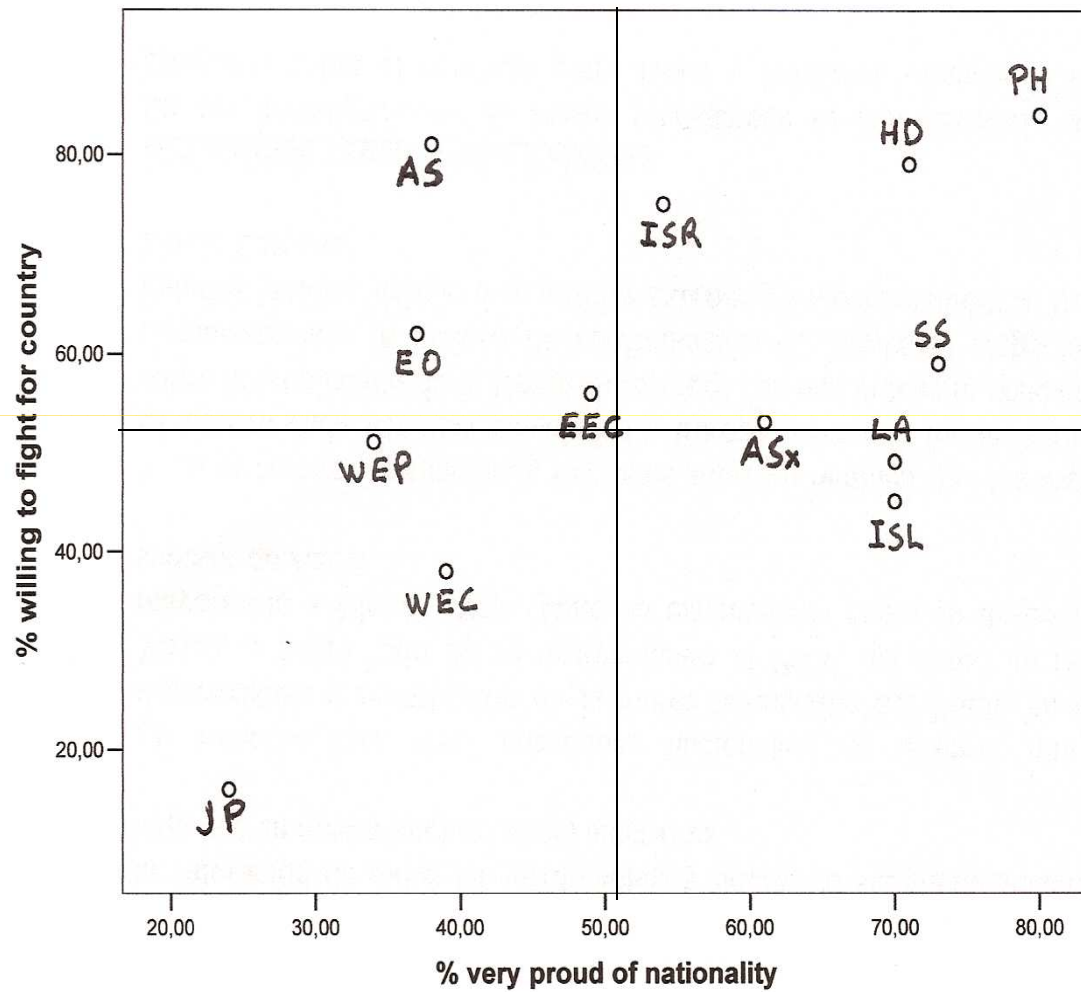
- Having a democratic political system
- Having experts make decisions
- Having a strong leader
- Having the army rule

DIFFERENCES INTER-REGIONS AND INTRA-REGIONS



REGION Country	2005-2007 WAVE					
	IMPORTANCE OF FAMILY			CONFIDENCE IN UNITED NATIONS		
	x	σ	cv100	x	σ	cv100
WEST EUROPEAN	3.88	.37	10	2.56	.78	30
France	3.84	.45	12	2.50	.87	35
Italy	3.93	.29	7	2.60	.77	30
Spain	3.88	.36	9	2.58	.71	28
<i>Ratio High/Low (countries)</i>	<i>1.02</i>			<i>1.04</i>		
EAST EUROPEAN ORTHODOX	3.88	.37	10	2.40	.91	38
Bulgaria	3.88	.38	10	2.61	.87	33
Cyprus	3.94	.29	7	2.27	.98	43
Moldova	3.82	.43	11	2.45	.90	37
Romania	3.85	.40	10	2.66	.83	31
Serbia	3.93	.28	7	2.00	.83	42
<i>Ratio High/Low (countries)</i>	<i>1.03</i>			<i>1.33</i>		
MIDDLE EAST	3.96	.24	6	2.03	1.00	49
Iran	3.93	.32	8	2.45	.86	35
Iraq	3.96	.23	6	1.47	.88	60
Egypt	3.98	.16	4	2.07	.98	47
Jordan	3.96	.23	6	2.20	1.16	53
Turkey	3.98	.17	4	1.97	.95	48
<i>Ratio High/Low (countries)</i>	<i>1.01</i>			<i>1.66</i>		
RATIO HIGH/LOW (REGIONS)	1.02			1.26		


% Prêt a Lutter pour Défendre son Pays par % Très Fier de sa Nationalité, par Région Culturel



- ASx Anglo-Saxon
- WEC West European Catholic
- WEP West European Protestant
- EEC East European Christian
- EO European Orthodox
- LA Latin American
- ISL Islamic
- AS Asian
- JP Japan
- HD Hindu
- SS Sub-Saharan
- ISR Israel
- PH Philippines

COMPARAISON ENTRE L'ESPAGNE ET LE MAROC

Postmaterialismo



España

Marruecos

Index de Post-Matérialisme 12-item

	Maroc 2001-1	Maroc 2001-2	Maroc 2007	Espagne 1999	Espagne 2000	Espagne 2007
Materialist	7,4	17,5	25,5	-	6,0	9,1
1	23,0	27,5	20,6	-	16,4	17,3
2	31,6	24,5	22,3	-	24,0	27,8
3	21,3	15,9	18,7	-	28,4	24,2
4	6,2	6,0	4,3	-	15,4	13,8
Postmaterialist	1,0	,3	1,3	-	4,5	3,0
Perdidos	9,4	8,3	7,3	-	5,4	4,9
Total	(1.251)	(1.013)	(1.200)	-	(1.209)	(1.200)



Index de Post-Matérialisme 4-item

	Maroc 2001-1	Maroc 2001-2	Maroc 2007	Espagne 1999	Espagne 2000	Espagne 2007
Materialist	33,5	42,6	49,8	21,0	26,8	34,8
Mixed	52,8	46,1	40,6	50,7	56,1	50,4
Postmaterialist	8,4	5,0	6,3	17,9	14,2	11,7
Not asked	5,4	6,2	3,3	10,4	2,9	3,1
Total	(1.251)	(1.013)	(1.200)	(1.200)	(1.209)	(1.200)

Index d'Autonomie

	Maroc 2001-1	Maroc 2001-2	Maroc 2007	Espagne 1999	Espagne 2000	Espagne 2007
0	26,1	23,6	28,8	29,9	33,8	39,1
1	34,1	30,4	30,9	27,3	22,7	22,3
2-	31,2	26,2	17,6	10,3	7,9	3,8
NS/NC	8,6	19,8	22,7	32,4	35,5	34,8
Total	(1.251)	(1.013)	(1.200)	(1.200)	(1.209)	(1.200)

Ponctuations moyennes

	Maroc 2001-1	Maroc 2001-2	Maroc 2007	Espagne 1999	Espagne 2000	Espagne 2007
PM-12	1,99	1,63	1,57	-	2,47	2,26
PM-4	1,73	1,60	1,55	1,97	1,87	1,76
Autonomy Index	1,06	1,03	0,85	0,71	0,60	0,46
Total	(1.251)	(1.013)	(1.200)	(1.200)	(1.209)	(1.200)

Importante of:

	Morocco 2001-1	Morocco 2001-2	Morocco 2007	Spain 1999	Spain 2000	Spain 2007
TOTAL	(1.251)	(1.013)	(1.200)	(1.200)	(1.209)	(1.200)
Mean Importance						
Family	3,92	3,91	3,95	3,85	3,85	3,88
Friends	3,02	3,22	3,34	3,24	3,38	3,43
Leisure time	3,09	3,11	2,62	3,09	3,24	3,33
Politics	1,94	1,80	2,13	1,82	1,96	2,09
Work	3,89	3,83	3,82	3,56	3,41	3,35
Religion	3,94	3,92	3,89	2,29	2,54	2,24

Not wanted as neighbours...



	Morocco 2007 (1.200)	Spain 2007 (1.200)
TOTAL		
People of a different race	23,1	6,9
Heavy drinkers	81,6	38,3
Immigrants/foreign workers	24,3	6,5
People who have AIDS	66,8	16,1
Drug addicts	86,9	64,3
Homosexuals	Not asked	7,4
People of a different religion	36,8	5,7
Militant minority	34,6	Not asked
Gypsies	Not asked	36,2
Unmarried couples living together	78,4	3,5
People who speak a different language	26,0	3,3

Most people can be trusted?

	Morocco 2001-1 (1.251)	Morocco 2001-2 (1.013)	Morocco 2007 (1.200)	Spain 1999 (1.200)	Spain 2000 (1.209)	Spain 2007 (1.200)
TOTAL						
Most people can be trusted	21,7	22,7	12,8	36,3	32,8	19,7
Can't be too careful	74,7	75,4	85,3	57,9	63,5	79,0
DK/NA	3,6	1,9	1,9	5,8	3,7	1,3

When Jobs are scarce....



	Morocco 2001-1 (1.251)	Morocco 2001-2 (1.013)	Morocco 2007 (1.200)	Spain 1999 (1.200)	Spain 2000 (1.209)	Spain 2007 (1.200)
TOTAL						
Men should have more right to a job than women						
Agree	85,8	77,5	50,0	20,8	16,7	17,4
Disagree	8,4	16,5	32,7	59,8	67,0	74,3
Neither	5,6	5,8	15,8	15,2	15,5	6,4
DK/NA	,2	,2	1,6	4,3	,8	1,9
Employers should give priority to Moroccans/Spaniards than to immigrants						
Agree	95,1	91,3	82,2	62,9	54,3	55,8
Disagree	2,2	4,4	5,4	19,0	28,2	32,9
Neither	1,8	3,4	9,2	14,8	14,8	7,8
DK/NA	,8	,9	3,3	3,3	2,7	3,5

Opinions about family structures

	Morocco 2001-1 (1.251)	Morocco 2001-2 (1.013)	Morocco 2007 (1.200)	Spain 1999 (1.200)	Spain 2000 (1.209)	Spain 2007 (1.200)
TOTAL						
Child needs a home with father and mother						
Tend to disagree	2,9	1,0	15,8	10,8	14,9	21,4
Tend to agree	96,7	98,9	83,1	84,0	83,8	75,7
DK/NA	,4	,1	1,1	5,2	1,3	3,0
Marriage is an out-dated institution						
Disagree	95,1	93,1	91,3	75,4	73,2	64,3
Agree	4,2	6,4	8,0	16,0	23,3	31,7
DK/NA	,7	,5	,7	8,6	3,5	4,0
Woman as a single parent						
Disapprove	95,3	93,6	94,2	17,2	14,0	11,6
Approve	1,7	3,5	1,7	63,1	76,1	77,3
Depends	2,7	2,8	1,0	15,9	6,8	8,3
DK/NA	,3	,2	3,2	3,9	3,1	2,9

Do you agree or disagree that....?

	Morocco 2001-1 (1.251)	Morocco 2001-2 (1.013)	Morocco 2007 (1.200)	Spain 2000 (1.209)	Spain 2007 (1.200)
TOTAL					
Men make better political leaders than women do					
4- Agree strongly	42,8	36,9	23,2	4,0	4,7
3- Agree	16,9	22,6	31,4	13,5	15,3
2- Disagree	14,2	15,9	28,7	41,6	27,7
1- Strongly disagree	9,3	9,6	10,2	33,3	47,8
DK/NA	16,8	15,0	6,6	7,7	4,3
Mean	3,12	3,02	2,72	1,87	1,76
University is more important for a boy than for a girl					
4- Agree strongly	33,1	9,7	8,8	3,3	4,3
3- Agree	14,6	14,2	19,6	8,0	8,4
2- Disagree	18,8	31,7	38,8	43,3	27,8
1- Strongly disagree	23,7	39,3	28,4	41,3	55,3
DK/NA	9,8	5,1	4,5	4,1	4,1
Mean	2,63	1,94	2,09	1,72	1,60

CONFIANCE DANS LES INSTITUTIONS



	Morocco	Spain
Mean Confidence	2007	2007
Churches	3,56	2,16
Armed Forces	2,90	2,51
The Press	2,54	2,34
Labour Unions	2,34	2,15
The Police	2,75	2,65
Parliament	2,41	2,47
The Civil Services	2,52	2,35
Television	2,66	2,23
The Government	2,62	2,37
The Political Parties	2,18	2,15
Major Companies	2,36	2,22
The Environmental Protection Movement	2,76	2,59
The Women's Movement	2,66	2,55
Justice System	2,81	2,56
The European Union	2,11	2,62
The United Nations	1,88	2,58
Charitable or humanitarian organizations	2,99	2,68

Political system: Is it good or bad.....?

	Morocco 2001-1	Morocco 2001-2	Morocco 2007	Spain 1999	Spain 2000	Spain 2007
Mean						
Having a strong leader	1,56	1,55	1,87	1,89	1,96	2,04
Having experts make decisions	3,07	2,75	3,16	2,52	2,21	2,21
Having the army rule	1,45	1,46	2,02	1,46	1,54	1,53
Having a democratic political system	3,78	3,72	3,70	3,43	3,49	3,55

LA SIGNIFICATION DE DEMOCRACIE



	Morocco	Spain
	2007	2007
	(1.200)	(1.200)
Mean		
Governments tax the rich and subsidize the poor	7,01	6,57
Religious authorities interpret the laws	5,69	3,09
People choose their leaders in free elections	8,22	8,59
People receive state aid for unemployment	8,08	8,01
The army takes over when government is incompetent	4,17	2,71
Civil rights protect people's liberty against oppression	7,74	8,06
The economy is prospering	8,04	7,53
Criminals are severely punished	8,42	7,57
People can change the laws in referendums	8,04	8,49
Women have the same rights as men	7,61	8,91
Importance of democracy	8,93	8,71
Democraticness in own country	4,99	7,42

Agreement/Disagreement with certain statements about religion and politics:

	Morocco 2001-1	Morocco 2001-2	Morocco 2007	Spain 1999	Spain 2000	Spain 2007
Mean						
Politicians who don't believe in God are unfit for public office	4,58	4,24	3,35	2,21	2,18	2,06
Religious leaders should not influence how people vote	4,31	3,64	3,19	3,90	3,62	3,97
Better if more people with strong religious beliefs in public office	3,51	-	3,76	2,54	2,30	2,18
Religious leaders should not influence government	3,55	3,93	3,23	3,96	3,66	3,94

JUSTIFICATION DE CERTAINS COMPORTEMENTS



	Morocco 2001-1	Morocco 2001-2	Morocco 2007	Spain 1999	Spain 2000	Spain 2007
Mean Justification						
Claiming Government Benefits	1,78	1,83	1,77	2,67	2,10	2,53
Avoiding a Fare on Public Transport	1,92	2,17	2,23	-	2,22	2,41
Cheating on Taxes	1,23	1,27	1,78	2,35	2,16	2,06
Someone Accepting a Bribe	1,13	1,15	1,59	1,68	1,63	1,82
Homosexuality	-	-	-	5,51	6,11	6,65
Prostitution	-	-	-	3,25	4,68	4,64
Abortion	1,75	1,67	1,80	4,34	4,81	5,50
Divorce	3,66	4,07	3,99	6,10	6,38	7,09
Euthanasia	1,47	1,27	2,12	4,73	5,16	5,62
Suicide	1,09	1,14	1,35	2,77	3,13	3,06
For a man to beat his wife	-	-	2,28	-	-	1,52



MERCI POUR VÔTRE ATTENTION

asep.sa@terra.es

www.jdsurvey.net

SOME LARGE INTERNATIONAL COMPARATIVE SOCIAL SURVEY PROJECTS



WORLD-GLOBAL SURVEYS	
• World Values Survey (WVS)	• Global barometer
• International Social Survey Program (ISSP)	• Comparative Study of Electoral Systems (CSES)
REGIONAL SURVEYS	
• Euro barometer	• New Europe barometer
• European Values Study (EVS)	• New Russia barometer
• European Social Survey (ESS)	• New Baltic barometer
• Latino barometer	• Eurasia barometer
• South Asian and East Asian barometers	• Yugoslav Successor States barometer
• Afro barometer	• Arab barometer